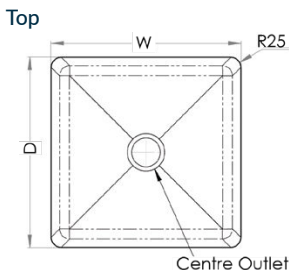


Sinks & Basins

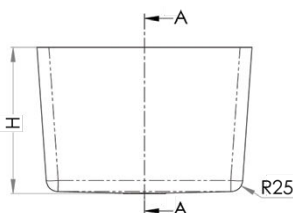


1.2mm Hand Fabricated Premium Bowls

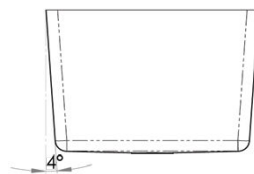
- Standard outlet sizes as per chart
- Directional satin polish
- 90mm outlet available on request for HF10 and HF12 - This outlet suits BW90S, BW90L, SSBW, SCRAP-S-90, SCRAP-S-90-316
- 127mm outlet available on request. This outlet suits SSBW-1, SCRAP-S and SCRAP-S316
- Centre outlet
- Cross breaks to the outlet
- Raw edge ready for welding
- Sound deadening material on bottom
- One piece construction
- Custom sizes available on request - lead times apply



Front



Cross Section



1.2MM 304 GRADE STAINLESS STEEL

PRODUCT CODE	W (mm)	D (mm)	H (mm)	OUTLET	CAPACITY
HF09	305	355	170	90	17L
HF10	300	250	200	50	13.3L
HF12	300	300	200	50	16.5L
HF13	350	300	300	90	27.5L
HF16	350	450	300	90	42.5L
HF14	400	350	300	90	37.5L
HF11	400	400	300	90	43.3L
HF15	450	300	300	90	36L
HF403030	400	300	300	90	35L
HF453520	450	350	200	90	31.5L
HF20	450	400	300	90	49L
HF17	450	450	300	90	55.5L
HF504030	500	400	300	90	56L
HF505040	500	500	400	90	100L
HF18	530	380	300	90	55.3L
HF21	550	450	300	90	68.5L
HF19	600	450	300	90	75L
HF22	800	500	300	90	113L

