

ELECTRIC GRIDDLE 1200mm

EP518-B, EP518-CB, EP518-LS, EP518-RB

- Heavy-duty thermostatic electric griddle
- 20mm thick griddle plate
- Ribbed plate options
- Mirror chromed plate options
- Top weld sealed plates
- 18kW heating elements
- Separate left, centre and right heat zones
- 3 models of base unit
- 1 model of refrigerated base with two GN 2/1 drawers
- Rear rollers
- Stainless steel exterior
- Easy clean
- Easy service
- Fully modular



EP518-LS

Overall Construction

Griddle

- 20mm thick machined top plates standard
- Optional ribbed plate sections
- Optional mirror finish hard chrome plates
- 2.5mm thick 304 stainless steel splash guards sides and rear
- 2.5mm thick grease channel
- 3 thermostatic control zones
- Welded hob surround with 1.5mm 304 stainless steel bull nose
- Side panels 1.2mm 304 stainless steel
- Splashback 1.2mm 304 stainless steel
- Vitreous enamelled control panel
- Stainless steel grease drawer
- Overlapping finish at front and rear of plate for easy clean

Bench mount (supplied as -B model)

- Four 63mm dia. heavy-duty 1.2mm 304 stainless steel bench legs with adjustable feet.
- Adjustable height 80mm – 105mm

Cabinet base (supplied as -CB model)

- Fully modular for match suite finish
- Double skin 0.9mm 304 stainless steel interior and exterior
- Optional GN 1/1 4 position racking kit (1 or 2 cabinet bays)
- Up to eight 65mm GN 1/1 capacity
- 63mm dia. heavy-duty 1.2mm 304 stainless steel legs with two adjustable feet at front and two rollers at rear

Leg stand (supplied as -LS model)

- Fully modular for matched suite finish
- Framed top for connection to Griddle
- 63mm dia. heavy-duty 1.2mm 304 stainless steel legs with two adjustable feet at front and two rollers at rear
- Fully modular framed stand shelf with 0.9mm 304 stainless steel finish
- Quick assembly design

ELECTRIC GRIDDLE 1200mm

EP518-B, EP518-CB, EP518-LS, EP518-RB

Specifications

Griddle

Elements
9 x 2kw stainless steel sheathed heating elements

Electrical requirements
16.2kW
400-415Vac, 50/60Hz, 3P+N+E

Phase loading

L1 25A
L2 25A
L3 25A

Plate

Cooking surface 1192mm x 530mm, 6318cm²

Electrical connection

Refrigerated Base

Type

Ventilated system

Refrigerant

R134a (160grams)

Climate classification

T – tropical

Electrical connection

220-240Vac, 50Hz, 1.8A, 1P+N+E
3 pin 10A plug cordset fitted

Dimensions

Bench models

Width 1200mm
Depth 812mm
Height 315mm
Incl. splashback 485mm

All models (excluding Bench model)

Width 1200mm
Depth 812mm
Height 915mm
Incl. splashback 1085mm

Nett weight

Bench and Leg Stand models
134kg

Cabinet Base and Refrigerated Base models
180kg

Packing data

Bench and Leg Stand models
1.36m³, 192kg
Width 1245mm
Depth 870mm
Height 1255mm

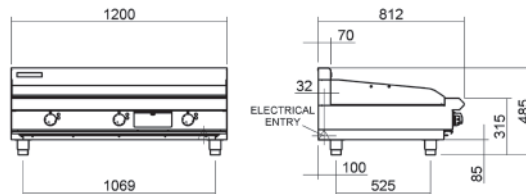
Cabinet Base and Refrigerated Base models

1.36m³, 260kg
Width 1245mm
Depth 870mm
Height 1255mm

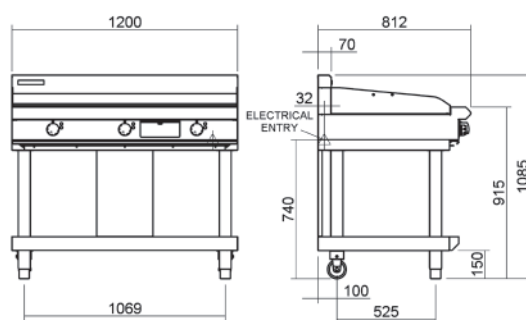
Options

Adjustable feet at rear
Joining caps
Castors
Ribbed plate options
Mirror chromed plate options

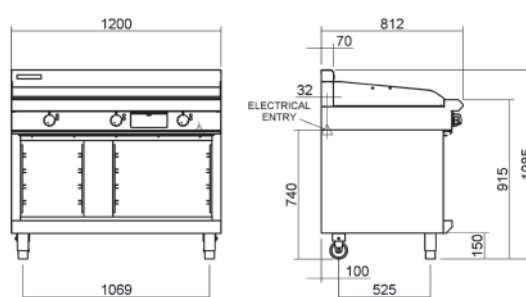
EP518-B



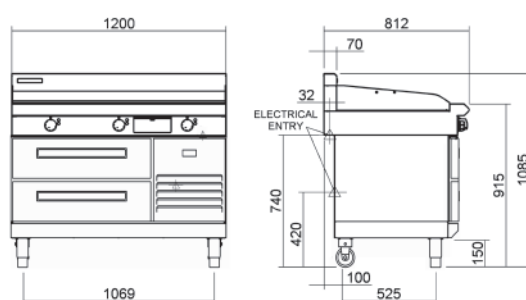
EP518-LS



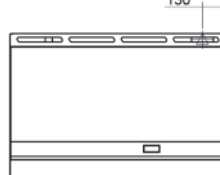
EP518-CB



EP518-RB



PLAN



moffat.com.au
moffat.co.nz

Australia
moffat.com.au

Moffat Pty Limited

Victoria/Tasmania
740 Springvale Road
Mulgrave, Victoria 3170
Telephone +613-9518 3888
Facsimile +613-9518 3833
vsales@moffat.com.au

New South Wales
Telephone +612-8833 4111
nswsales@moffat.com.au
South Australia
Telephone +613-9518 3888
vsales@moffat.com.au

Queensland
Telephone +617-3630 8600
qldsales@moffat.com.au

Western Australia
Telephone +618-9413 2400
wasales@moffat.com.au

New Zealand
moffat.co.nz

Moffat Limited

Rolleston
45 Illinois Drive
Izone Business Hub
Rolleston 7675
Telephone +64 3-983 6600
Facsimile +64 3-983 6660
sales@moffat.co.nz

Auckland
Telephone +64 9-574 3150
sales@moffat.co.nz



In line with policy to continually develop and improve its products, Moffat Limited reserves the right to change specifications and design without notice.

© Copyright Moffat Ltd
AN.BSE.01.2020