

ELECTRIC TILTING BRATT PAN 900mm

E580-8, E580-8E

- 80L full stainless steel pan
- Manually operated tilting mechanism
- Optional electric power tilting mechanism
- Heavy-duty lid and hinge system
- Galvanized steel chassis
- Stainless steel exterior
- Easy clean
- Easy service
- Fully modular



E580-8E

Overall Construction

- Heavy-duty galvanized steel chassis
- Side panels 1.2mm 304 stainless steel
- Splashback 1.2mm 304 stainless steel
- Front panels 0.9mm 304 stainless steel
- Vitreous enamelled pan front cover
- Full stainless steel pan with 2.0mm pan body
- 12mm thick stainless steel even heat pan base
- Large capacity pouring spout
- Heavy-duty spring balanced lid hinge system
- 1.5mm 304 stainless steel lid suitable as bench-top workspace
- Full width stainless steel lid handle
- Manually operated pan lift handwheel with fold-away handle
- Electrically powered pan tilting option
- 63mm dia. heavy-duty stainless steel legs with adjustable feet

Controls

- Large easy use control knobs - heat resistant reinforced
- Easy view control settings on knobs
- Indicator lights for power and heating
- Quarter turn water valve control for ease of use
- 50-320°C thermostatic control
- Over temperature safety cut-out
- Fold away handle on manual pan tilt
- Pan up and down switches on electric pan tilt

Cleaning and Servicing

- Seamless full stainless steel pan with rounded corners
- Easy clean stainless steel exterior panels
- Easy connection access via front service panels
- Service friendly lid hinge system
- Access to all parts from front of unit

ELECTRIC TILTING BRATT PAN 900mm

E580-8, E580-8E

Specifications

Elements

3 x 4kw stainless steel sheathed heating elements clad to pan base

Electrical requirements

12kW
400-415Vac, 50/60Hz, 3P+N+E

Phase loading

L1 17A
L2 17A
L3 17A

Pan

Cooking surface 780mm x 450mm, 3510cm²
215mm deep

Water connection

Cold water connection
1/2" tube connection via 15mm crox fitting
550kpa, 80psi max water pressure

Dimensions

Width 900mm
Depth 812mm
Height 915mm
Incl. splashback 1085mm
With lid open 1566mm

Nett weight

180kg

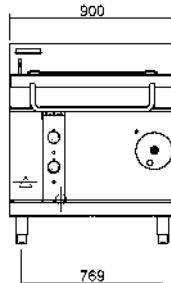
Packing data

1.03m³, 245kg
Width 945mm
Depth 870mm
Height 1255mm

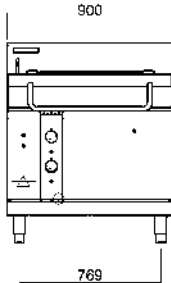
Options

Joining caps

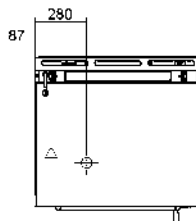
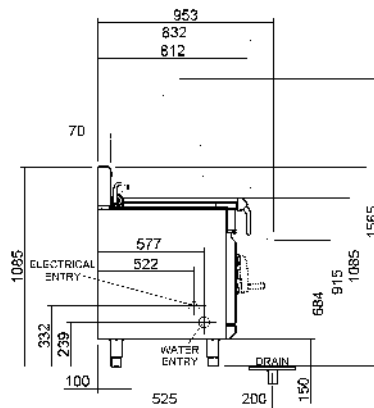
E580-8



E580-8E



E580-8, E580-8E



moffat.com.au
moffat.co.nz

Australia
moffat.com.au

Moffat Pty Limited

Victoria/Tasmania
740 Springvale Road
Mulgrave, Victoria 3170
Telephone +613-9518 3888
Facsimile +613-9518 3833
vsales@moffat.com.au

New South Wales
Telephone +612-8833 4111
nswsales@moffat.com.au
South Australia
Telephone +613-9518 3888
vsales@moffat.com.au

Queensland
Telephone +617-3630 8600
qldsales@moffat.com.au
Western Australia
Telephone +618-9413 2400
wasales@moffat.com.au

New Zealand

moffat.co.nz

Moffat Limited

Rolleston
45 Illinois Drive
Izone Business Hub
Rolleston 7675
Telephone +64 3-983 6600
Facsimile +64 3-983 6660
sales@moffat.co.nz

Auckland
Telephone +64 9-574 3150
sales@moffat.co.nz



In line with policy to continually develop and improve its products, Moffat Limited reserves the right to change specifications and design without notice.

© Copyright Moffat Ltd
AN.BSE.01.19/1620