

# ELECTRIC COOKTOPS 600mm - SEALED HOBS

E514S-B, E514S-LS, E514S-CB

- Heavy-duty construction
- 2.6kW cast iron hot plate elements
- 3 models of base unit
- Rear rollers
- Stainless steel exterior
- Easy clean
- Easy service
- Fully modular



E514S-LS

## Overall Construction

### Cooktop

- Welded hob with one-piece formed 2.0mm 304 stainless steel top
- Side panels 1.2mm 304 stainless steel
- Splashback 1.2mm 304 stainless steel
- Vitreous enamelled control panel
- 2.6kW cast iron hot plate elements with thermal protection
- Aluminised steel internal construction

### Bench mount (supplied as -B model)

- Four 63mm dia. heavy-duty 1.2mm 304 stainless steel bench legs with adjustable feet
- Adjustable height 80mm – 105mm

### Leg Stand (supplied as -LS model)

- Fully modular for matched suite finish
- Framed top for connection to Cooktop
- 63mm dia. heavy-duty 1.2mm 304 stainless steel legs with two adjustable feet at front and two rollers at rear
- Fully modular framed stand shelf with 0.9mm 304 stainless steel finish
- Quick assembly design

### Cabinet Base (supplied as -CB model)

- Fully modular for match suite finish
- Double skin 0.9mm 304 stainless steel interior and exterior
- Optional GN 1/1 4 position racking kit
- 63mm dia. heavy-duty 1.2mm 304 stainless steel legs with two adjustable feet at front and two rollers at rear

## Controls

- Large easy use control knob - heat resistant reinforced
- Easy view control settings on knob
- Cast iron hot plate elements with 6 heat position switch
- Power indicator lights for each element control

## Cleaning and Servicing

- All models with easy clean stainless steel external finish
- One-piece worktop with formed hob wells to contain spills
- Access to all parts from front of unit

# ELECTRIC COOKTOPS 600mm - SEALED HOBS

E514S-B, E514S-LS, E514S-CB

## Specifications

### Cooktop

2.6 kW Cast Iron Hot Plate elements

### Electrical requirements

#### E514S

10.4 kW, 400-415Vac, 50/60hz, 2P+N+E, 22A

### Dimensions

#### Bench models

Width 600mm

Depth 812mm

Height 315mm

Incl. splashback 485mm

#### All models (excluding Bench model)

Width 600mm

Depth 812mm

Height 915mm

Incl. splashback 1085mm

### Nett weight

#### Bench and Leg Stand models

74kg

#### Cabinet Base models

79kg

### Packing data

#### Bench and Leg Stand models

0.37m<sup>3</sup>, 110kg

Width 645mm

Depth 870mm

Height 665mm

#### Cabinet Base models

0.70m<sup>3</sup>, 131kg

Width 870mm

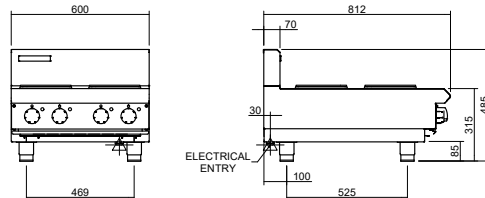
Depth 645mm

Height 1255mm

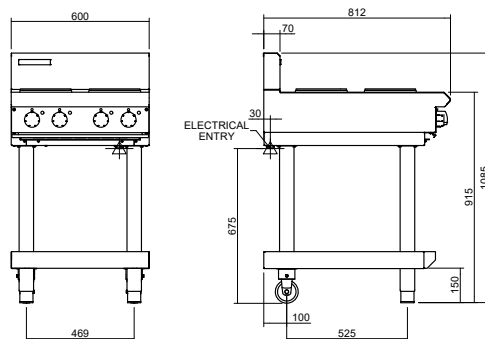
### Options

Adjustable feet at rear

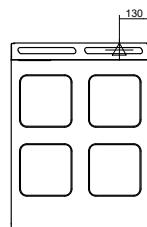
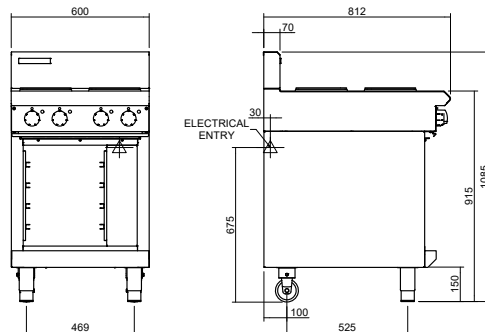
E514S-B



E514S-LS



E514S-CB



[moffat.com.au](http://moffat.com.au)

[moffat.co.nz](http://moffat.co.nz)

### Australia

[moffat.com.au](http://moffat.com.au)

### Moffat Pty Limited

Victoria/Tasmania  
740 Springvale Road  
Mulgrave, Victoria 3170  
Telephone +613-9518 3888  
Facsimile +613-9518 3833  
[vsales@moffat.com.au](mailto:vsales@moffat.com.au)

New South Wales  
Telephone +612-8833 4111  
[nswsales@moffat.com.au](mailto:nswsales@moffat.com.au)

South Australia  
Telephone +613-9518 3888  
[vsales@moffat.com.au](mailto:vsales@moffat.com.au)

Queensland  
Telephone +617-3630 8600  
[qldsales@moffat.com.au](mailto:qldsales@moffat.com.au)

Western Australia  
Telephone +618-9413 2400  
[wasales@moffat.com.au](mailto:wasales@moffat.com.au)

### New Zealand

[moffat.co.nz](http://moffat.co.nz)

### Moffat Limited

Rolleston  
45 Illinois Drive  
Izone Business Hub  
Rolleston 7675  
Telephone +64 3-983 6600  
Facsimile +64 3-983 6660  
[sales@moffat.co.nz](mailto:sales@moffat.co.nz)

Auckland  
Telephone +64 9-574 3150  
[sales@moffat.co.nz](mailto:sales@moffat.co.nz)



In line with policy to continually develop and improve its products, Moffat Limited reserves the right to change specifications and design without notice.

© Copyright Moffat Ltd  
AN.BSE.01.23

an Ali Group Company



The Spirit of Excellence