

**Modular Cooking Range Line
EVO900 400mm Electric Fry Top,
Ribbed Brushed Chrome Sloped
Plate**

ITEM # _____

MODEL # _____

NAME # _____

SIS # _____

AIA # _____

**392356 (Z9IILDAOMCA)**

Half module electric fry top with ribbed brushed chrome cooking plate, sloped, thermostatic control, scraper included

392395 (Z9IILIAOMCA)

Half module electric fry top with ribbed brushed chrome cooking plate, sloped, 230V, thermostatic control, scraper included

Short Form Specification**Item No.** _____

Ribbed cooking surface in brushed chrome. Temperature range from 120°C to 280°C. To be installed on open base installations, bridging supports or cantilever systems. Removable drawer below the cooking surface for the collection of grease and fat. Body and work top of unit entirely in stainless steel with Scotch Brite finish. Extra strength work top in heavy duty 2 mm stainless steel. Right-angled side edges to allow flush-fitting junction between units.

Main Features

- Unit to be mounted on stainless steel feet with height adjustment up to 50 mm. Unit can be easily mounted on cantilever systems.
- Large drain hole on cooking surface permits the draining of fat into large 1,5 liter collector placed under the cooking surface.
- Stainless steel high splash guards on the rear and sides of cooking surface. Splash guards can be easily removed for cleaning and are dishwasher-safe.
- Piezo spark ignition with thermostatic valve for added safety.
- Units have separate controls for each half module of the cooking surface.
- The special design of the control knob system guarantees against water infiltration.
- IPX5 water protection.
- Temperature range from 120° up to 280°C.
- Unit to be mounted on open base cupboards, bridging supports or cantilever systems.
- Large drain hole on cooking surface permits the draining of fat into large 1 liter collector placed under the cooking surface.
- Electric elements in incoloy positioned under the cooking plate.
- Safety thermostat and thermostatic control.
- Scraper for ribbed plate included as standard.
- Rough brushed chrome surface is highly resistant to scratches and facilitates cleaning operations at the end of the day.
- Suitable for countertop installation.

Construction

- All exterior panels in Stainless Steel with Scotch Brite finishing.
- AISI 304 stainless steel worktop, 2mm thick.
- Model has right-angled side edges to allow flush fitting joints between units, eliminating gaps and possible dirt traps.
- Unit is 900mm deep to give a larger working surface area.
- Cooking surface 15mm thick brushed chrome for optimum grilling results and ease of use.
- Cooking surface completely ribbed.

APPROVAL: _____

Included Accessories

- 1 of Scraper for ribbed plate fry tops - kit includes knife blades for both smooth and ribbed surface PNC 206420

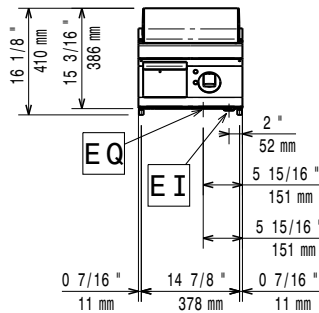
Optional Accessories

- | | |
|--|---|
| <ul style="list-style-type: none"> • Junction sealing kit PNC 206086 <input type="checkbox"/> • Draught diverter, 120 mm diameter (only for 392356) PNC 206126 <input type="checkbox"/> • Matching ring for flue condenser, 120 -130 mm diameter (only for 392356) PNC 206127 <input type="checkbox"/> • Draught diverter, 150 mm diameter (only for 392356) PNC 206132 <input type="checkbox"/> • Matching ring for flue condenser, 150 mm diameter (only for 392356) PNC 206133 <input type="checkbox"/> • 4 wheels, 2 swivelling with brake (EVO700/900). It is mandatory to install with base supports for feet/wheels. (only for 392356) PNC 206135 <input type="checkbox"/> • Flanged feet kit (only for 392356) PNC 206136 <input type="checkbox"/> • Support for bridge type installation, 800 mm PNC 206137 <input type="checkbox"/> • Support for bridge type installation, 1000 mm PNC 206138 <input type="checkbox"/> • Support for bridge type installation, 1200 mm PNC 206139 <input type="checkbox"/> • Support for bridge type installation, 1400 mm PNC 206140 <input type="checkbox"/> • Support for bridge type installation, 1600 mm PNC 206141 <input type="checkbox"/> • Frontal kicking strip for concrete installation, 800 mm (only for 392356) PNC 206148 <input type="checkbox"/> • Frontal kicking strip for concrete installation, 1000 mm (only for 392356) PNC 206150 <input type="checkbox"/> • Frontal kicking strip for concrete installation, 1200 mm (only for 392356) PNC 206151 <input type="checkbox"/> • Frontal kicking strip for concrete installation, 1600 mm (only for 392356) PNC 206152 <input type="checkbox"/> • Water drain for half module fry top PNC 206153 <input type="checkbox"/> • Support for bridge type installation, 400 mm PNC 206154 <input type="checkbox"/> • Pair of side kicking strips for concrete installation (only for 392356) PNC 206157 <input type="checkbox"/> • Side handrail for right/left hand PNC 206165 <input type="checkbox"/> • Frontal handrail 400 mm PNC 206166 <input type="checkbox"/> • Frontal handrail 800 mm PNC 206167 <input type="checkbox"/> • Frontal kicking strip, 800 mm (only for 392356) PNC 206176 <input type="checkbox"/> • Frontal kicking strip, 1000 mm (only for 392356) PNC 206177 <input type="checkbox"/> • Frontal kicking strip, 1200 mm (only for 392356) PNC 206178 <input type="checkbox"/> • Frontal kicking strip, 1600 mm (only for 392356) PNC 206179 <input type="checkbox"/> • Pair of side kicking strips (only for 392356) PNC 206180 <input type="checkbox"/> • 2 panels for service duct (single installation) (only for 392356) PNC 206181 <input type="checkbox"/> • Large handrail (portioning shelf) 400 mm PNC 206185 <input type="checkbox"/> • Large handrail (portioning shelf) 800 mm PNC 206186 <input type="checkbox"/> • Frontal handrail 1200 mm PNC 206191 <input type="checkbox"/> | <ul style="list-style-type: none"> • Frontal handrail 1600 mm PNC 206192 <input type="checkbox"/> • 2 panels for service duct (back to back installation) (only for 392356) PNC 206202 <input type="checkbox"/> • 4 feet for concrete installation (not for 900 line freestanding grill) (only for 392356) PNC 206210 <input type="checkbox"/> • Flue condenser for 1 module, 150 mm diameter (only for 392356) PNC 206246 <input type="checkbox"/> • Chimney upstand, 800 mm (only for 392356) PNC 206304 <input type="checkbox"/> • 2 side covering panels, height 250 mm, depth 900 mm PNC 206321 <input type="checkbox"/> • 2 side covering panels, height 700 mm, depth 900 mm (only for 392356) PNC 206335 <input type="checkbox"/> • Grease/oil container kit for frytops PNC 206346 <input type="checkbox"/> • Base support for feet or wheels - 800mm (EVO700/900) (only for 392356) PNC 206367 <input type="checkbox"/> • Base support for feet or wheels - 1200mm (EVO700/EVO900) (only for 392356) PNC 206368 <input type="checkbox"/> • Base support for feet or wheels - 1600mm (EVO700/900) (only for 392356) PNC 206369 <input type="checkbox"/> • Base support for feet or wheels - 2000mm (EVO700/900) (only for 392356) PNC 206370 <input type="checkbox"/> • Rear paneling - 800mm (EVO700/900) (only for 392356) PNC 206374 <input type="checkbox"/> • Rear paneling - 1000mm (EVO700/900) (only for 392356) PNC 206375 <input type="checkbox"/> • Rear paneling - 1200mm (EVO700/900) (only for 392356) PNC 206376 <input type="checkbox"/> • Chimney grid net, 400mm PNC 206400 <input type="checkbox"/> • Scraper for ribbed plate fry tops - kit includes knife blades for both smooth and ribbed surface PNC 206420 <input type="checkbox"/> • Cloche for fry tops PNC 206455 <input type="checkbox"/> • Water drain for full module fry top (only for 392356) PNC 216153 <input type="checkbox"/> • Pressure regulator for gas units (only for 392356) PNC 927225 <input type="checkbox"/> |
|--|---|

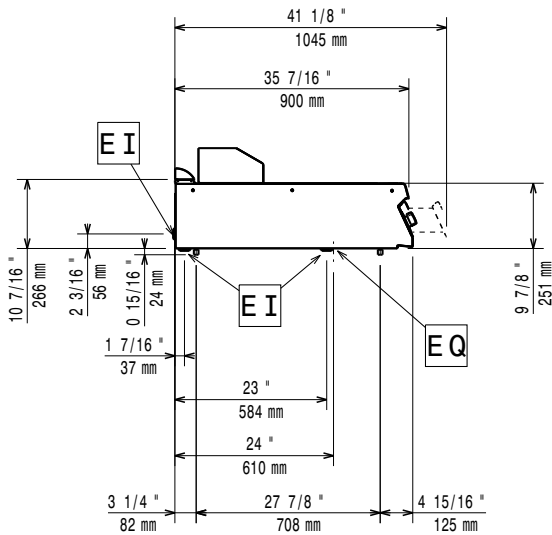
**Modular Cooking Range Line
EVO900 400mm Electric Fry Top, Ribbed Brushed Chrome Sloped Plate**

The company reserves the right to make modifications to the products without prior notice. All information correct at time of printing.

Front

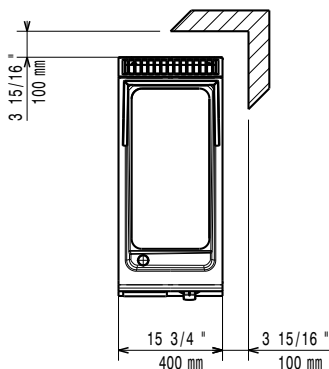


Side



EI = Electrical inlet (power)
EQ = Equipotential screw

Top



Electric

Supply voltage:

392356 (Z9IILDAOMCA) 380-400 V/3 ph/50/60 Hz

392395 (Z9IILIAOMCA) 230 V/3 ph/50/60 Hz

Electrical power max.:

7.5 kW

Key Information:

External dimensions, Width: 400 mm

External dimensions, Depth: 900 mm

External dimensions, Height: 250 mm

Net weight: 55 kg

Shipping weight:

392356 (Z9IILDAOMCA) 53 kg

392395 (Z9IILIAOMCA) 65 kg

Shipping height: 540 mm

Shipping width:

392356 (Z9IILDAOMCA) 460 mm

392395 (Z9IILIAOMCA) 500 mm

Shipping depth: 1020 mm

Shipping volume:

392356 (Z9IILDAOMCA) 0.25 m³

392395 (Z9IILIAOMCA) 0.28 m³

If appliance is set up or next to or against temperature sensitive furniture or similar, a safety gap of approximately 150 mm should be maintained or some form of heat insulation fitted.