




Smartwash **Professional** **Undercounter** **Warewasher**

SW500

Professional Undercounter Warewasher



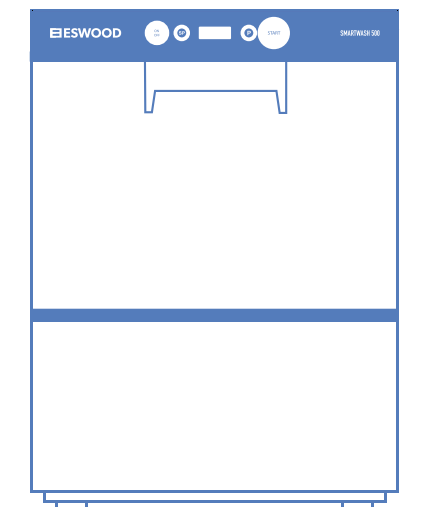
Smartwash

Undercounter Warewasher

The New Smartwash Range of undercounter warewasher is the first attractive, intelligent, one touch warewashing system in Australia that offers incredibly sustainable results in water and energy consumption.

This professional warewasher offers the first one touch control panel with digital wash and rinse temperature displays for easy HACCP recording for accurate food safety reporting. These machines are sleek and compact because we know space is of the essence and presentation is key.

Only Smartwash offers you a warewasher with one touch control, drain pump fitted as standard, a self cleaning cycle and 4 wash cycle options, offering you an economical and sustainable solution for your business.




middleby.com.au

211-217 Woodpark Road SMITHFIELD NSW 2164

T: 1800 013 123

E: sales@middleby.com.au

ESWOOD



Up to 500 x 350mm plates per hour
Up to 2000 glasses per hour

User friendly TOUCH control panel with digital wash and
rinse temperature displays for easy HACCP recording

Water saving – uses only 2.5 litres per cycle

Four wash cycles of 60, 90 & 180 seconds + special
(time variable wash cycle chosen by operator –
time limit 12 min)

Generous 365mm door height opening will take the largest
of plates, pizza trays, kitchen utensils and tall stem glassware

Extra special 6 minute “scrub cycle” for more soiled product

Self cleaning cycle, easily removable spray arms
& filters together with a pressed wash tank

Double skinned door drastically reduces heat
& sound emissions

Self-Diagnostic system for accurate fault finding
& reduced ownership costs

Thermostop Function to ensure set rinse temperature
is achieved

middleby.com.au

211–217 Woodpark Road SMITHFIELD NSW 2164

T: 1800 013 123

E: sales@middleby.com.au

ESWOOD

A. Drain Connection 20mm ID Hose
B. Water Connection: 3/4" x 1.5 Braided Hose
C. Electrical Connection: 2m 15A Plug

03

SW500

Professional Undercounter Warewasher

Utilises 500 x 500mm Dish/Cup/Glass Rack

SW500 Specifications

DIMENSIONS (WxDxH)	575 x 605 x 820mm
DOOR ENTRY	365mm
RACK SIZE (WxD)	500 x 500mm
ELECTRIC CONNECTION	240V / 50Hz / 1 Phase
RATING	3.2 kW
WATER SUPPLY	65°C / 2-4 bar (28-58 psi)
MEAL SERVICE	30 – 60 pax
SELF CLEANING CYCLE	YES
WASH CYCLE	60 / 90 / 180 sec + special
WATER CONSUMPTION	Approx. 2.5L per cycle
DOOR CONSTRUCTION	Double-Skinned
WASH / RINSE ARMS	Hydrodynamic Parallel
CONTROL PANEL	Advanced Electronic Soft-Pad
TEMPERATURE GAUGE	Fitted
SELF-DIAGNOSTIC SYSTEM	Fitted
RINSE-AID & DETERGENT PUMP	Fitted
DRAIN PUMP	Fitted
2 X REAR STAINLESS STEEL CASTORS	Fitted
THERMOSTOP, TANK STRAINERS	Fitted
WATERMARK APPROVAL	WMKT25317
HACCP APPROVAL	PE-388-GE-09

Dimensions may change without notice in accordance with product development and design

Proudly Distributed By

middleby.com.au

211-217 Woodpark Road SMITHFIELD NSW 2164

T: 1800 013 123

E: sales@middleby.com.au

ESWOOD

MIDDLEBY AUSTRALIA