



Eswood

Professional

Warewasher

ES50

Professional Warewasher



Eswood

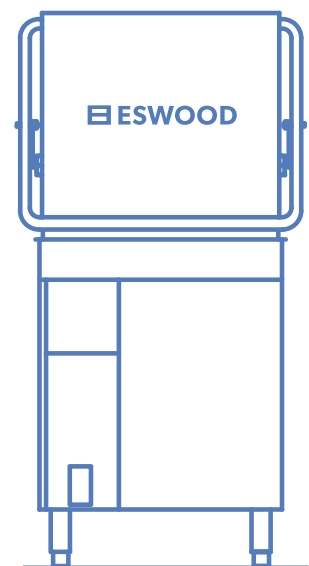
Heavy Duty Pass-Through Recirculating Warewasher

The Eswood ES50 warewasher offer outstanding continuous performance within compact dimensions to satisfy the needs of today's commercial kitchens.

ES50 come with independent upper and lower spray arms for both the wash and rinse systems.

All new digital wash & rinse temperature displays for easy temperature recording in controlled environments.
Detergent and rinse aid pump fitted as standard.

ES50 conforms to the highest of health and sanitary standards, meeting FSANZ safe food codes and certifications in HACCP and WaterMark.





Counter-balanced lift-up hood with ergonomically designed wrap around handle

Durable stainless-steel body construction and wash arms

Automatic fill to wash and rinse tanks

Digital wash & rinse temperature controllers & displays

1000-Watt wash pump

3 Wash programs to match degree of soil

Detergent and rinse aid pump as standard

Suitable for corner or inline installation

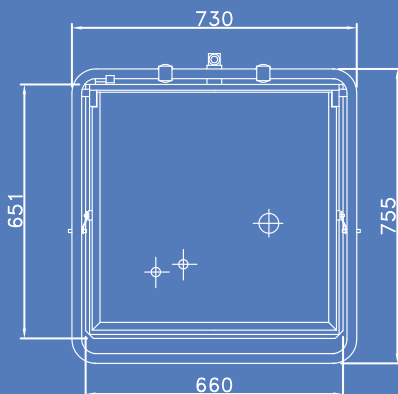
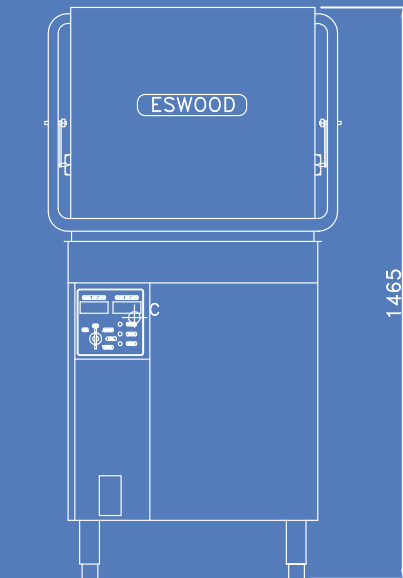
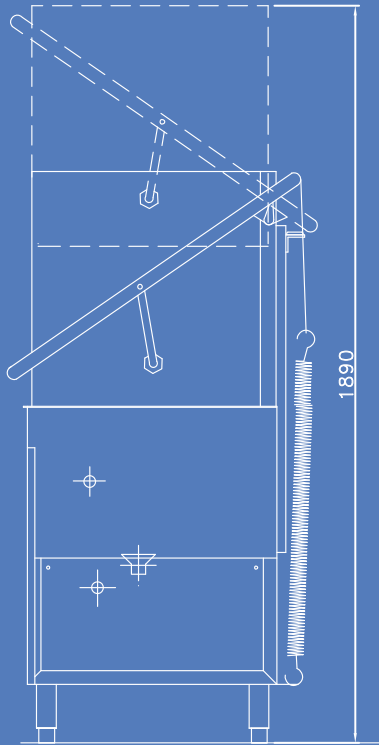
Easily removable spray arms and filters

7200-Watt rinse water temperature booster

Operation interlocked to rinse temperature

Machine starts upon closure of hood or start button

A. Drain Connection 2" BSP
 B. Hot water supply inlet ½" BSPF (15-58 psi / 100-400 kPa) 65°C
 C. Electrical Connection 415V/50Hz/3Ph+N+E



ES50

Heavy Duty Pass-Through Recirculating Warewasher

Includes: 2 x plate rack, 1 x cup rack,
 1 x cutlery container

ES50 Specifications

DIMENSIONS (WxDxH)	645 x 645 x 1490 mm
HEIGHT WITH DOOR OPEN	1895 mm
RACK SIZE (WxD)	500 x 500 mm
WEIGHT	112 kg
ELECTRIC CONNECTION	3 Phase - 415V + N + E
RATING	10.3 kW
WATER SUPPLY	65°C / 1-4 bar (15-58 psi)
PACKED	0.6 m ³
MEAL SERVICE	120 - 200 pax (50 racks/hr)
WASH CYCLE	60 sec 90 sec 120 sec
WASH AND RINSE PUMP	Fitted
DETERGENT AND RINSE AID PUMP	Fitted
DRAIN PUMP	Optional
WATER CONSUMPTION	4L cycle
TANK CAPACITY	45L
WATERMARK APPROVAL	WM-022833
HACCP APPROVAL	PE-388-GE-09

Dimensions may change without notice in accordance with product development and design

Proudly Distributed By

middleby.com.au

211-217 Woodpark Road SMITHFIELD NSW 2164

T: 1800 013 123

E: sales@middleby.com.au