

Solid Fuel Grill 600 / 900 / 1200mm

SFB8600-CB, SFB8900-CB, SFB8120-CB, SFLB8600-CB, SFLB8900-CB, SFLB8120-CB
SFB8600-CD, SFB8900-CD, SFB8120-CD, SFLB8600-CD, SFLB8900-CD, SFLB8120-CD



SFLB8900-CD

OVERALL CONSTRUCTION

GRILL

- Welded hob with 1.5mm 304 stainless steel bull nose.
- Spalshback and side panels 1.2mm 304 stainless steel.
- Enamelled control panel
- 50mm thick refractory brick lined fire box
- Insulated sides

CABINET BASE (supplied as CB model)

- Fully modular for match suite finish
- Double skin 0.9mm stainless steel interior and exterior
- Optional GN 1/1 4 position racking kit (600 & 900mm)
- 63mm dia. heavy-duty 1.2mm stainless steel legs with adjustable feet

CABINET BASE WITH DOORS (supplied as CD model)

- Fully modular for match suite finish
- Double skin 0.9mm stainless steel interior and exterior
- Optional GN 1/1 4 position racking kit (600 & 900mm)
- 63mm dia. heavy-duty 1.2mm stainless steel legs with adjustable feet
- Double skin door with enamelled exterior panel

CLEANING AND SERVICING

- Stainless steel exterior finish
- Lift off grates
- Modular replaceable refractory bricks

- Fully modular solid fuel grill
- 3 modular width models
- Heavy-duty fire box
- Heavy-duty stainless steel rod grates
- Stainless steel exterior
- Open fire box easy clean
- Low back models (SFLB) available
- Ash rake included

Series Options

SFLB - Low back models

SFB - 215mm splashback option

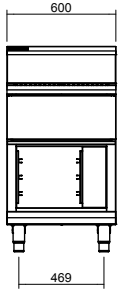
Waldorf Bold

Solid Fuel Grill 600 / 900 / 1200mm

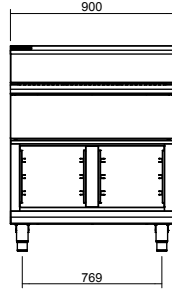
MOFFAT

moffat.com.au
moffat.co.nz

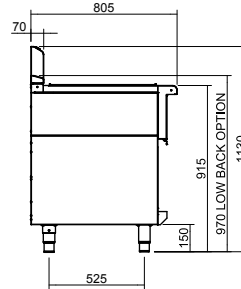

SFB8600-CB




SFB8900-CB



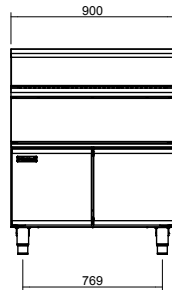
SFB8120-CB



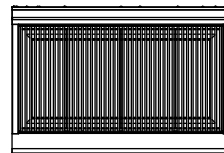
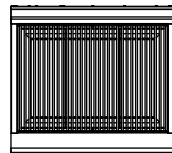

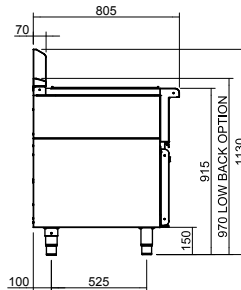

SFB8600-CD



SFB8900-CD



SFB8120-CD



SPECIFICATIONS

Ventilation and Hoods

Solid fuel grills require separate exhaust canopies. Installations must comply with National and Local ventilation codes and regulations.

Dimensions

SF8600

Width 600mm
Depth 805mm
Height 915mm
Incl. low back 970mm
Incl. splashback 1130mm
Nett weight 190kg

SF8900

Width 900mm
Depth 805mm
Height 915mm
Incl. low back 970mm
Incl. splashback 1130mm
Nett weight 260kg

SF8120

Width 1200mm
Depth 805mm
Height 915mm
Incl. low back 970mm
Incl. splashback 1130mm
Nett weight 320kg

Packing data

SF8600

0.70m³, 240kg
Width 645mm
Depth 870mm
Height 1255mm

SF8900

1.03m³, 325kg
Width 945mm
Depth 870mm
Height 1255mm

SF8120

1.36m³, 400kg
Width 1245mm
Depth 870mm
Height 1255mm

OPTIONS AT EXTRA COST

Castors
Plinth kits

Australia

moffat.com.au

Moffat Pty Limited

Victoria/Tasmania
740 Springvale Road
Mulgrave, Victoria 3170
Telephone +613-9518 3888
Facsimile +613-9518 3833
vsales@moffat.com.au

New South Wales

Telephone +612-8833 4111
nswsales@moffat.com.au

South Australia

Telephone +613-9518 3888
vsales@moffat.com.au

Queensland

Telephone +617-3630 8600
qldsales@moffat.com.au

Western Australia

Telephone 618-9413 2400
wasales@moffat.com.au

New Zealand

moffat.co.nz

Moffat Limited

Rolleston
45 Illinois Drive
Izone Business Hub
Rolleston 7675
Telephone +64 3-983 6600
Facsimile +64 3-983 6660
sales@moffat.co.nz

Auckland

Telephone +64 9-574 3150
sales@moffat.co.nz



ISO9001
Quality
Management
Standard

Designed and manufactured by



ISO9001

All Waldorf Bold products are designed and manufactured by Moffat using the internationally recognised ISO9001 quality management system, covering design, manufacture and final inspection, ensuring consistent high quality at all times.

In line with policy to continually develop and improve its products, Moffat Limited reserves the right to change specifications and design without notice.

© Copyright Moffat Ltd
AN.WBD.S.02.19

an Ali Group Company



The Spirit of Excellence