

TW

Undercounter Traywasher

W 865mm x D 660mm x H 845mm

Washtech's TW is a powerful, highly durable, simple-to-use and easy-to-maintain undercounter traywasher. With an oversized internal chamber and dual wash and rinse systems, the TW will wash baking trays, mixing bowls, dishes, cutlery and cups much more efficiently and hygienically than manual cleaning processes.

The TW features Washtech Hybrid Controls which combine stainless steel IP65 switches and tried-and-tested switchgear with a bulletproof and customisable electronic timer.

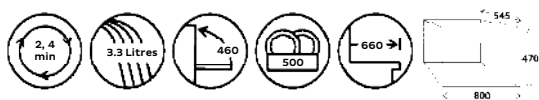

Since 1981 Washtech commercial dishwashers have been constructed from heavy duty stainless steel, and are engineered specifically for Australian conditions and regulations. Backed by the most extensive service network and spare parts inventory in the region, you can rely on your Washtech.

Standard Features

- Versatile 2 and 4 minute cycles
- Large internal wash chamber with useable area of W 800mm x D 545mm x H 470mm
- Low hot water consumption of 3.3 litres per cycle
- Washtech Hybrid Controls
- Heavy duty stainless steel construction
- QuikConnect (Plug & Play) installation, supplied complete with:
 - Water supply hose
 - Dual detergent and rinse aid pumps with injector lines and chemical level sensors
 - Drain pump with outlet hose
 - 15 amp plugset
 - No commissioning required
- Robust stainless steel wash and rinse arms with precision stainless steel jets
- Low chemical alarm lights and priming switches
- Triple heavy duty stainless steel filtration system including dual scrap trays, wash inlet filter and drain filter
- Hands-free AutoDrain
- Comprehensive 5-2-1 warranty

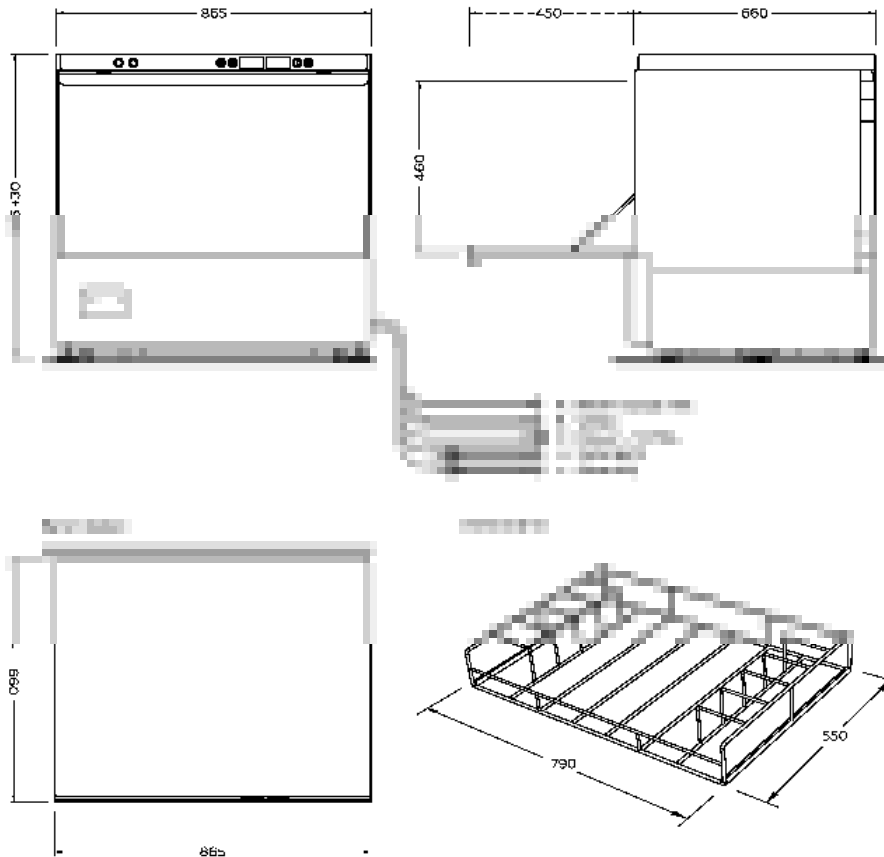
Includes:

- 1x 600 70028 - 500mm dish rack
- 1x 600 70029 - 500mm cup rack
- 2x C660503 - cutlery container
- 1x 36110030 - TW carriage



TW

Undercounter Traywasher
W 865mm x D 660mm x H 845mm



MOFFAT

moffat.com.au

Australia
Moffat Pty Limited

Victoria/Tasmania
740 Springvale Road
Mulgrave, Victoria 3170
Telephone 03-9518 3888
Facsimile 03-9158 3833
vsales@moffat.com.au

New South Wales
Telephone 02-8833 4111
nswsales@moffat.com.au

South Australia
Telephone 03-9518 3888
vsales@moffat.com.au

Queensland
Telephone 07-3630 8600
qldsales@moffat.com.au

Western Australia
Telephone 08-9202 6820
wasales@moffat.com.au



ISO9001
All Washtech products are designed and manufactured by Washtech using the internationally recognised ISO9001 quality management system, covering design, manufacture and final inspection, ensuring consistent high quality at all times.

In line with policy to continually develop and improve its products, Washtech reserves the right to change specifications and design without notice.



© Copyright Moffat Ltd
Version: 1901

A Hot water	Temperature	65°C			Dimensions	Machine	Packed			
	Connection	3/4" male; hose supplied						Width	865	980
	Pressure	200-350kPa						Depth	660	800
	Flow	20 litres per min						Height	845	990
	Quality	Potable - refer table						Weight	95	111
Backflow Prevention	Consumption	Atmospheric Vacuum Breaker			Cubicmetres		0.78			
		3.3 litres per cycle								
B Waste	Connection	Hose supplied for 38mm open standpipe 750 high or connection to sink trap			Water Quality	Min	Max			
						pH	7	8		
C Electrical	Single Phase	V	Hz	A/phase		Hardness ppm	20	100		
		240	50	15		Cl-		100		
						SO ₄		400		
						Fe		0.1		
						Mn		0.5		
					Cu		0.05			
			Cl ₂		0.1					
		max kW	3.75							

Refer operator manual for installation instructions. Isolating switch must be within 1m of, and not directly behind the machine. Power supply MCB should be rated 20% higher than the current rating of the machine. Isolating water valve must be readily accessible.

*Consumption may vary with site conditions.

an Ali Group Company



The Spirit of Excellence