

## Solid Fuel Grill 600 / 900 / 1200mm

SFB8600-CB, SFB8900-CB, SFB8120-CB, SFLB8600-CB, SFLB8900-CB, SFLB8120-CB  
SFB8600-CD, SFB8900-CD, SFB8120-CD, SFLB8600-CD, SFLB8900-CD, SFLB8120-CD



SFLB8900-CD

### OVERALL CONSTRUCTION

#### GRILL

- Welded hob with 1.5mm 304 stainless steel bull nose.
- Spalshback and side panels 1.2mm 304 stainless steel.
- Enamelled control panel
- 50mm thick refractory brick lined fire box
- Insulated sides

#### CABINET BASE (supplied as CB model)

- Fully modular for match suite finish
- Double skin 0.9mm stainless steel interior and exterior
- Optional GN 1/1 4 position racking kit (600 & 900mm)
- 63mm dia. heavy-duty 1.2mm stainless steel legs with adjustable feet

#### CABINET BASE WITH DOORS (supplied as CD model)

- Fully modular for match suite finish
- Double skin 0.9mm stainless steel interior and exterior
- Optional GN 1/1 4 position racking kit (600 & 900mm)
- 63mm dia. heavy-duty 1.2mm stainless steel legs with adjustable feet
- Double skin door with enamelled exterior panel

### CLEANING AND SERVICING

- Stainless steel exterior finish
- Lift off grates
- Modular replaceable refractory bricks

- Fully modular solid fuel grill
- 3 modular width models
- Heavy-duty fire box
- Heavy-duty stainless steel rod grates
- Stainless steel exterior
- Open fire box easy clean
- Low back models (SFLB) available
- Ash rake included

### Series Options

SFLB - Low back models

SFB - 215mm splashback option

---

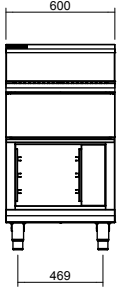
# Waldorf Bold

## Solid Fuel Grill 600 / 900 / 1200mm

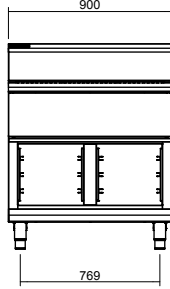
**MOFFAT**

moffat.com.au  
moffat.co.nz

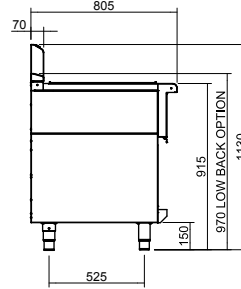
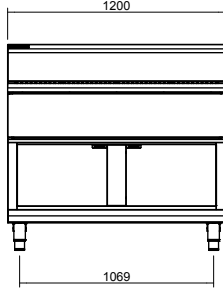
SFB8600-CB




SFB8900-CB



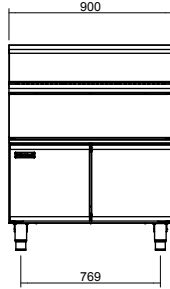
SFB8120-CB



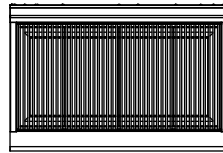
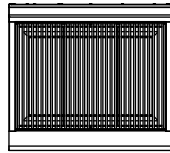

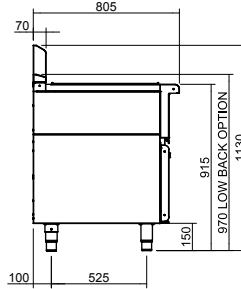
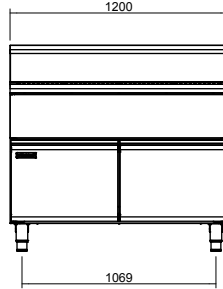
SFB8600-CD



SFB8900-CD



SFB8120-CD



### SPECIFICATIONS

#### Ventilation and Hoods

Solid fuel grills require separate exhaust canopies. Installations must comply with National and Local ventilation codes and regulations.

#### Dimensions

##### SF8600

Width 600mm  
Depth 805mm  
Height 915mm  
Incl. low back 970mm  
Incl. splashback 1130mm  
Nett weight 190kg

##### SF8900

Width 900mm  
Depth 805mm  
Height 915mm  
Incl. low back 970mm  
Incl. splashback 1130mm  
Nett weight 260kg

##### SF8120

Width 1200mm  
Depth 805mm  
Height 915mm  
Incl. low back 970mm  
Incl. splashback 1130mm  
Nett weight 320kg

#### Packing data

##### SF8600

0.70m<sup>3</sup>, 240kg  
Width 645mm  
Depth 870mm  
Height 1255mm

##### SF8900

1.03m<sup>3</sup>, 325kg  
Width 945mm  
Depth 870mm  
Height 1255mm

##### SF8120

1.36m<sup>3</sup>, 400kg  
Width 1245mm  
Depth 870mm  
Height 1255mm

#### OPTIONS AT EXTRA COST

Castors  
Plinth kits

#### Australia

moffat.com.au

#### Moffat Pty Limited

Victoria/Tasmania  
740 Springvale Road  
Mulgrave, Victoria 3170  
Telephone +613-9518 3888  
Facsimile +613-9518 3833  
vsales@moffat.com.au

#### New South Wales

Telephone +612-8833 4111  
nswsales@moffat.com.au

#### South Australia

Telephone +613-9518 3888  
vsales@moffat.com.au

#### Queensland

Telephone +617-3630 8600  
qldsales@moffat.com.au

#### Western Australia

Telephone 618-9413 2400  
wasales@moffat.com.au

#### New Zealand

moffat.co.nz

#### Moffat Limited

Rolleston  
45 Illinois Drive  
Izone Business Hub  
Rolleston 7675  
Telephone +64 3-983 6600  
Facsimile +64 3-983 6660  
sales@moffat.co.nz

#### Auckland

Telephone +64 9-574 3150  
sales@moffat.co.nz



#### ISO9001

Quality Management Standard

Designed and manufactured by



ISO9001

All Waldorf Bold products are designed and manufactured by Moffat using the internationally recognised ISO9001 quality management system, covering design, manufacture and final inspection, ensuring consistent high quality at all times.

In line with policy to continually develop and improve its products, Moffat Limited reserves the right to change specifications and design without notice.

© Copyright Moffat Ltd  
AN.WBD.S.02.19

an Ali Group Company



The Spirit of Excellence