

Technical data sheet for

## ELECTRIC GRIDDLE 900mm

GP8900E-B, GP8900E-CB, GP8900E-LS, GP8900E-RB



GP8900E-LS

### Overall Construction

#### GRIDDLE

- 20mm thick machined top plates standard
- Optional ribbed plate sections
- Optional mirror finish hard chrome plates
- 2.5mm thick 304 stainless steel splash guards sides and rear
- 2.0mm thick grease channel
- Dual thermostatic control zones
- Welded hob surround with 1.5mm 304 stainless steel bull nose
- Splashback and side panels 1.2mm 304 stainless steel
- Front panels 0.9mm 304 stainless steel
- Stainless steel grease drawer
- Overlapping finish at front and rear of plate for easy clean

#### BENCH MOUNT (SUPPLIED AS –B MODEL)

- Four 63mm dia. heavy-duty 1.2mm 304 stainless steel bench legs with adjustable feet
- Adjustable height 80mm – 105mm

#### CABINET BASE (SUPPLIED AS –CB MODEL)

- Fully modular for match suite finish
- Double skin 0.9mm 304 stainless steel interior and exterior
- Optional GN 1/14 position racking kit (1 or 2 cabinet bays)
- Up to eight 65mm GN 1/1 capacity
- 63mm dia. heavy-duty 1.2mm 304 stainless steel legs with adjustable feet

#### LEG STAND (SUPPLIED AS –LS MODEL)

- Fully modular for matched suite finish
- Framed top for connection to Griddle
- 63mm dia. heavy-duty 1.2mm 304 stainless steel legs with adjustable feet
- Fully modular framed stand shelf with 0.9mm 304 stainless steel finish
- Suitable for rear or through shelf gas connection to Griddle
- Quick assembly design (no tools required)

- Heavy-duty thermostatic electric griddle
- 20mm thick griddle plate
- Ribbed plate options
- Chromed mirror plate options
- Top weld sealed plates
- 12kW heating elements
- Separate left and right heat zones
- 3 models of base unit
- 1 model of refrigerated base with two GN 1/1 drawers
- Stainless steel exterior
- Easy clean
- Easy service
- Fully modular
- Low back models (GPL) available

#### REFRIGERATED BASE (SUPPLIED AS –RB MODEL)

- Self contained suite matched modular base
- Ventilated system with R134a refrigerant
- -2° to + 8°C temperature (Tropical Climate rated)
- Two GN 1/1 drawers
- 100mm deep pan capacity
- Heavy-duty European telescopic drawer guides
- Magnetic drawer gaskets (replaceable without tools)
- 50mm fully foamed CFC free insulation
- 304 stainless steel exterior and interior
- Anti-corrosion treated evaporator
- No condensate drain required
- 63mm dia. heavy-duty 1.2mm 304 stainless steel legs with adjustable feet
- Condensing unit removable through front of unit for service
- Easy clean interior

### Controls

#### GRIDDLE

- Separate left and right side heat zones
- Two 50-300°C thermostats
- Large easy use control knob - heat resistant reinforced
- Easy view control settings on knob
- Indicator lights for power and heating

#### REFRIGERATED BASE

- Digital control electronic thermostat
- Automatic defrost
- Automatic evaporation of defrost water
- -2 to +8°C temperature range

### Cleaning and Servicing

- All models with easy clean stainless steel external finish
- Plate is finished front and rear with overlap construction to remove cleaning traps
- Control service through front of unit

# Technical data sheet for ELECTRIC GRIDDLE 900mm



## Specifications

### GRIDDLE

#### Elements

6 x 2kW stainless steel sheathed heating elements

#### Electrical requirements

12kW

400-415Vac, 50/60Hz, 3P+N+E

#### Phase loading

L1 16.6A

L2 16.6A

L3 16.6A

#### Plate

Cooking surface 892mm x 530mm, 4728cm<sup>2</sup>

#### Electrical connection

130mm from LH side, 32mm from rear, and 65mm from floor

#### REFRIGERATED BASE

##### Type

Ventilated system

##### Refrigerant

R134a (160grams)

##### Climate classification

T – tropical

##### Electrical connection

220-240Vac, 50Hz, 1.8A, 1P+N+E

3 pin 10A plug cordset fitted

#### DIMENSIONS

##### Bench models

Width 900mm

Depth 805mm

Height 315mm

Incl. splashback 530mm

Incl. low back 370mm

##### All models (excluding Bench model)

Width 900mm

Depth 805mm

Height 915mm

Incl. splashback 1130mm

Incl. low back 970mm

#### NETT WEIGHT

##### Bench and Leg Stand models

125kg

##### Cabinet Base and Refrigerated Base models

158kg

#### PACKING DATA

##### Bench models

0.55m<sup>3</sup>, 170kg

Width 945mm

Depth 870mm

Height 665mm

##### All models (excluding Bench model)

1.03m<sup>3</sup>, 223kg

Width 945mm

Depth 870mm

Height 1255mm

#### OPTIONS AT EXTRA COST

Joining caps

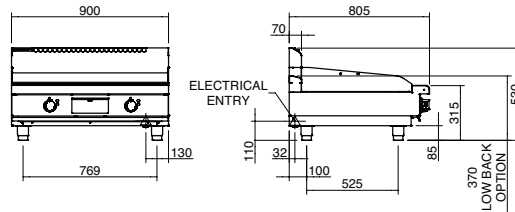
Castors

Plinth mounting

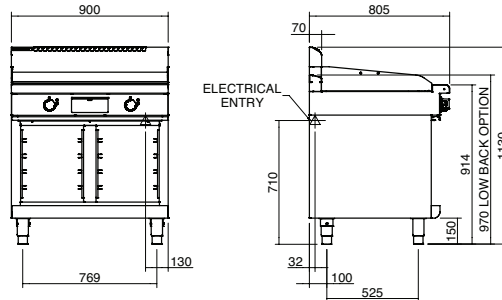
Ribbed plate options

Chromed plate options

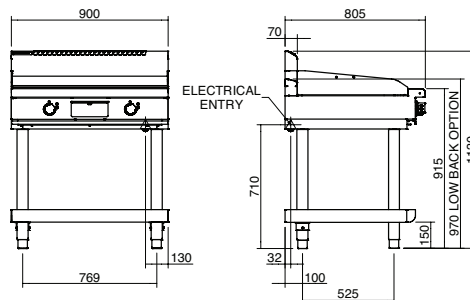
GP8900E-B  
BENCH MODEL



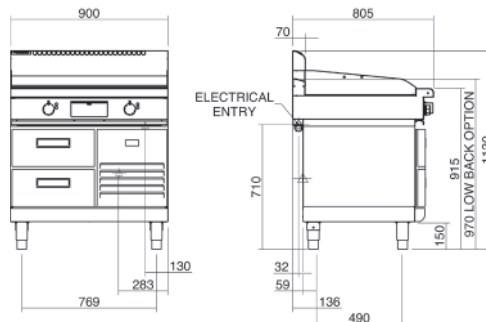
GP8900E-CB  
CABINET BASE



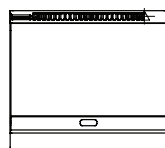
GP8900E-LS  
LEG STAND



GP8900E-RB  
REFRIGERATED BASE



#### PLAN



moffat.com.au  
moffat.co.nz

Australia  
moffat.com.au

#### Moffat Pty Limited

Victoria/Tasmania  
740 Springvale Road  
Mulgrave, Victoria 3170  
Telephone +613-9518 3888  
Facsimile +613-9518 3833  
vsales@moffat.com.au

New South Wales  
Telephone +612-8833 4111  
nswsales@moffat.com.au

South Australia  
Telephone +613-9518 3888  
vsales@moffat.com.au

Queensland  
Telephone +617-3630 8600  
qldsales@moffat.com.au

Western Australia  
Telephone +618-9413 2400  
wasales@moffat.com.au

New Zealand  
moffat.co.nz

#### Moffat Limited

Rolleston  
45 Illinois Drive  
Izone Business Hub  
Rolleston 7675  
Telephone +64 3-983 6600  
Facsimile +64 3-983 6660  
sales@moffat.co.nz

Auckland  
Telephone +64 9-574 3150  
sales@moffat.co.nz



In line with policy to continually develop and improve its products, Moffat Limited reserves the right to change specifications and design without notice.

© Copyright Moffat Ltd  
AN.W8.01.2020

an Ali Group Company



The Spirit of Excellence