

Technical data sheet for

## GAS CHARGRILL

# 450mm, 600mm, 900mm, 1200mm

CH8450G-B, CH8450G-LS, CH8450G-CB, CH8600G-B, CH8600G-LS, CH8600G-CB,  
CH8900G-B, CH8900G-LS, CH8900G-CB, CH8120G-B, CH8120G-LS, CH8120G-CB



CH8120G-LS

- Heavy-duty construction
- Reversible heavy-duty top grates
- Interchangeable drop on griddle plates
- 33MJ/hr stainless steel burners per 300mm section
- 48MJ/hr stainless steel burners on 450mm model
- Stainless steel exterior
- Easy clean
- Easy service
- Fully modular

### Series Options

- CH - Standard splashback models
- CHL - Low back models
- CHB - Bold vitreous enamel colour front finish on standard splashback models
- CHLB - Bold vitreous enamel colour front finish on low back models

### Overall Construction

#### CHARGRILL

- 2.5mm thick 304 stainless steel side splash guards
- Welded 1.5mm 304 stainless steel bull nose
- Welded splashback and side panels 1.2mm 304 stainless steel
- Front panels 0.9mm 304 stainless steel
- Front grease channel
- Welded 1.2mm 304 stainless steel grease drawers
- 1.5mm hot rolled steel burner box
- Aluminised steel grease drawer baffles
- Insulated sides

#### BENCH MOUNT (SUPPLIED AS -B MODEL)

- Four 63mm dia. heavy-duty 1.2mm 304 stainless bench legs with adjustable feet
- Adjustable height 80mm-105mm

#### LEG STAND (SUPPLIED AS -LS MODEL)

- Fully modular for matched suite finish
- Framed top for connection to Chargrill
- 63mm dia. heavy-duty 1.2mm 304 stainless steel legs with adjustable feet
- Fully modular framed stand shelf with 0.9mm 304 stainless steel finish
- Quick assembly design (no tools required)

#### CABINET BASE (SUPPLIED AS -CB MODEL)

- Fully modular for matched suite finish
- Double skin 0.9mm 304 stainless steel interior and exterior
- 1/1GN 4 position racking
- 63mm dia. heavy-duty 1.2mm 304 stainless steel legs with adjustable feet

#### GRATES AND RADIANTS AND BAFFLES

- 150mm wide x 550mm top grate sections
- Top grates reversible for level or inclined use
- Inclined position incorporates flare reducing grate fin design with grooves to run grease into front collection channel
- Heavy weight castings for high demand performance
- Heavy-duty high efficiency cast iron burner radiants
- Improves heat retention and protects burners
- Baffles over grease drawers to reduce grease collection flare ups

#### GRIDDLE PLATES

- Optional extra 300mm wide and 450mm wide x 550mm deep drop on cast iron griddle sections.
- Machined smooth surface finish
- Interchangeable in any position with 2 or 3 sections of top grate
- Multiple griddle sections can be mixed in any positions

#### BURNERS

- Full 304 stainless steel burners
- 1 x 33MJ/hr stainless steel burner per 300mm section
- 1 x 48MJ/hr stainless steel burner on 450mm model
- Removable for cleaning
- Full pilot and flame failure protection per burner

#### Controls

- Individual Hi-Lo gas control to each burner with flame failure and pilot
- Large easy use control knob - heat resistant reinforced
- Easy view control settings on knob
- Piezo ignition to pilot burner

#### Cleaning and Servicing

- Easy clean stainless steel external finish
- Lift out radiants, burners and grease tray baffles
- All burner box interior parts lift out for full cleaning access
- Deep stainless steel grease collection drawers
- Access to all parts from front of unit

# Technical data sheet for GAS CHARGRILL 450mm, 600mm, 900mm, 1200mm



## Specifications

### Burner

33MJ/hr 304 stainless steel U-burner per 300mm section

48MJ/hr 304 stainless steel bar burner on the 450mm model

### Gas power

CH8450G	48MJ/hr, 14kW
CH8600G	66MJ/hr, 18.3kW
CH8900G	100MJ/hr, 27.7kW
CH8120G	133MJ/hr, 36.6kW

### Cooking surface area

CH8450G	442mm x 500mm, 2210cm <sup>2</sup>
CH8600G	592mm x 500mm, 2960cm <sup>2</sup>
CH8900G	892mm x 500mm, 4460cm <sup>2</sup>
CH8120G	1192mm x 500mm, 5960cm <sup>2</sup>

### Gas connection

R 3/4 (BSP) male

216mm from LH side, 32mm from rear, and 555mm from floor

All units supplied with Natural and LP gas regulator

### DIMENSIONS

#### Width

450mm CH8450G

600mm CH8600G

900mm CH8900G

1200mm CH8120G

Depth 805mm

Height 915mm

Incl. splashback 1130mm

Incl. low back 970mm

### PACKING DATA

450mm -B/-LS	450mm -CB
0.29m <sup>3</sup> , 133kg (99kg nett)	0.54m <sup>3</sup> , 139kg (99kg nett)
Width 870mm	Width 870mm
Depth 495mm	Depth 495mm
Height 855mm	Height 1255mm
600mm -B/-LS	600mm -CB
0.48m <sup>3</sup> , 171kg (128kg nett)	0.70m <sup>3</sup> , 189kg (130kg nett)
Width 645mm	Width 645mm
Depth 870mm	Depth 870mm
Height 855mm	Height 1255mm
900mm -B/-LS	900mm -CB
0.70m <sup>3</sup> , 232kg (178kg nett)	1.03m <sup>3</sup> , 253kg (179kg nett)
Width 945mm	Width 945mm
Depth 870mm	Depth 870mm
Height 855mm	Height 1255mm
1200mm -B/-LS	1200mm -CB
0.93m <sup>3</sup> , 295kg (227kg nett)	1.36m <sup>3</sup> , 322kg (227kg nett)
Width 1245mm	Width 1245mm
Depth 870mm	Depth 870mm
Height 855mm	Height 1255mm

### GAS TYPES

Available in Natural gas and LP gas

Please specify when ordering

Units supplied complete with gas type conversion kits

Other gas types on request

### OPTIONS AT EXTRA COST

Griddle plates 300mm drop on

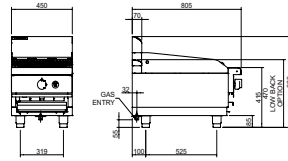
Griddle plates 450mm drop on

Joining caps

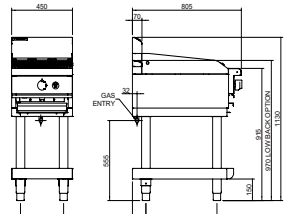
Castors

Plinth mounting

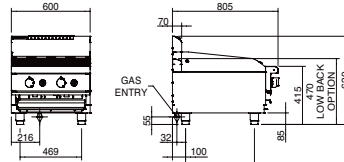
CH8450G-B



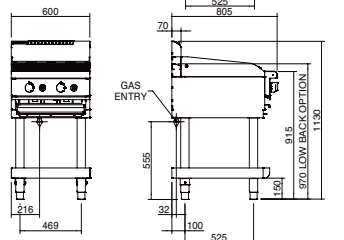
CH8450G-LS/CB



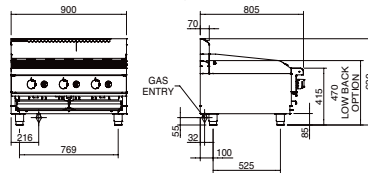
CH8600G-B



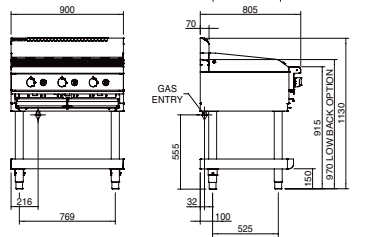
CH8600G-LS/CB



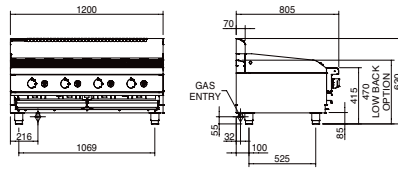
CH8900G-B



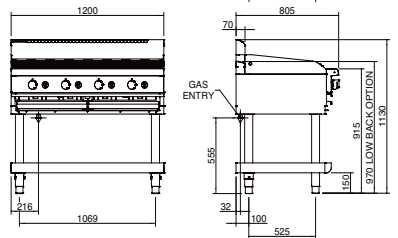
CH8900G-LS/CB



CH8120G-B



CH8120G-LS/CB

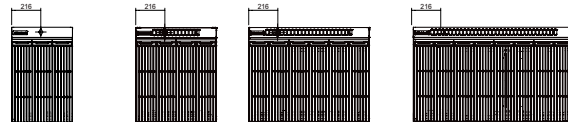


CH8450G

CH8600G

CH8900G

CH8120G



Australia  
www.moffat.com.au  
New Zealand  
www.moffat.co.nz

Australia  
Moffat Pty Limited

Victoria/Tasmania  
740 Springvale Road  
Mulgrave, Victoria 3170  
Telephone 03-9518 3888  
Facsimile 03-9518 3833  
vsales@moffat.com.au

New South Wales  
Telephone 02-8833 4111  
nswsales@moffat.com.au

South Australia  
Telephone 03-9518 3888  
vsales@moffat.com.au

Queensland  
Telephone 07-3630 8600  
qldsales@moffat.com.au

Western Australia  
Telephone 08-9202 6820  
bgarcia@moffat.com.au

New Zealand  
Moffat Limited

Christchurch  
Telephone 03-389 1007  
sales@moffat.co.nz

Auckland  
Telephone 09-574 3150  
sales@moffat.co.nz



Designed and manufactured by



ISO9001  
All Waldorf products are designed and manufactured by Moffat using the internationally recognised ISO9001 quality management system, covering design, manufacture and final inspection, ensuring consistent high quality at all times.



In line with policy to continually develop and improve its products, Moffat Limited reserves the right to change specifications and design without notice.

Printed in New Zealand  
© Copyright Moffat Limited  
Moffat/08.13/1359

