

# Convotherm mini mobile easyTouch Combi Steamer

## **CMINIT6.06MOB** ELECTRIC DIRECT STEAM 6 X 2/3 GN

- Direct steam system
- Requires minimum space - fits anywhere, saving expensive floor space
- Mobile version - with built-in water and wastewater drawers (no fixed water supply connection required)
- Natural Smart Climate™ (ACS+) cooking methods: Steam, Combi-steam, Convection
- Natural Smart Climate™ extra functions:
  - Crisp&Tasty - 3 moisture removal settings
  - HumidifyPro - 3 humidity settings
  - BakePro - 3 levels of traditional baking
  - Reduced fan speed and auto-reverse mode
- easyTouch 7" TFT HiRes glass touch display (capacitive)
- Semi-automatic cleaning system
- HygieniCare
- WiFi and Ethernet interface (LAN)
- USB port integrated in the control panel
- Hand shower
- Right-hinged appliance door



### Standard Features

- Cooking methods:
  - Steam (30-130°C) with guaranteed steam saturation
  - Combi-steam (30-250 °C) with automatic moisture control
  - Convection (30-250 °C) with optimised heat transfer
  - Regenerating function
- Operation of easyTouch user interface:
  - 7" TFT HiRes glass touch display (capacitive)
  - Smooth-action, quick reacting scrolling function
- Climate Management
  - Natural Smart Climate™ (ACS+), HumidityPro, Crisp&Tasty
- Quality Management
  - Airflow Management, BakePro, Multi-point core temperature probe
  - Preheat and cool down function
- Production Management
  - Automatic cooking with Press&Go with up to 399 cooking profiles
  - Integrated cookbook with 6 different categories
  - TrayTimer – load management for different products at the same time (manual mode)
  - TrayView – load management for automatic cooking of different products using Press&Go
  - Favourites management
  - HACCP data storage
  - USB port
  - ecoCooking – energy-save function
  - LT cooking (low temperature cooking) / Delta-T cooking
  - Cook&Hold – cook and hold in one process
  - Autostart
  - Regenerate - flexible multi-mode rethermalisation function with preselect

- HygieniCare:
  - Hygienic handles (door and hand-shower handles)
  - Hygienic Steam function
  - Hygienic touch film

### Options

- Left-hinged appliance door
- Available in various voltages
- Safety door latch (with sure-shut function and venting position)

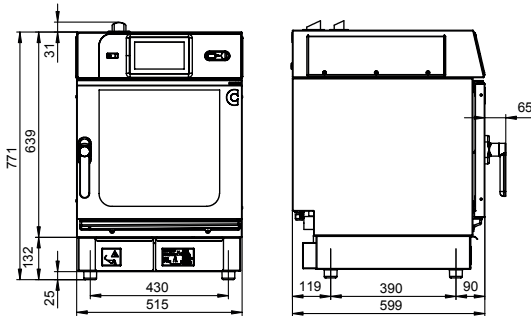
### Accessories

- Stands in various sizes and designs
- Care products for ConvoClean cleaning system
- Wall holder
- RO Systems available if water quality is outside of specification

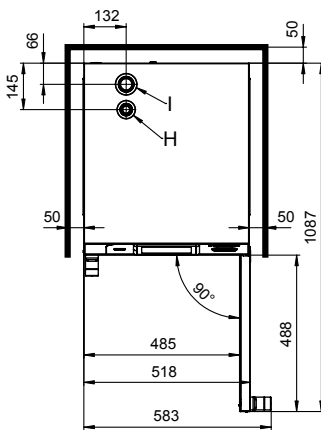
# Convotherm mini mobile easyTouch Combi Steamer

## CMINIT6.06MOB ELECTRIC DIRECT STEAM 6 X 2/3 GN

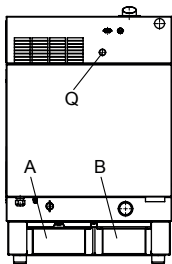
Front view



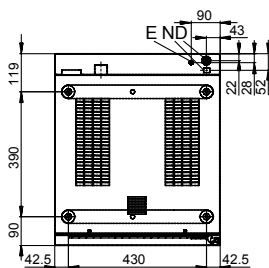
View from above with wall clearances



Rear view



Connection positions in appliance floor



- A** Drinking water drawer
- B** Wastewater drawer
- C** Electrical connection
- D** Equipotential bonding
- E** Air vent Ø 30 mm
- I** Dry air intake Ø 43 mm
- N** RJ45 Ethernet port
- Q** Safety thermostat reset

### DIMENSIONS

Width	515 mm
Depth	599 mm
Height	771 mm
Weight	54 kg

### PACKED DIMENSIONS

Width	580 mm
Depth	740 mm
Height	955 mm
Weight (including cleaning system)	66 kg

### Safety clearances

Rear	50 mm
Right	50 mm
Left	50 mm
(larger recommended for servicing)	
Top (for ventilation)	500 mm

### INSTALLATION REQUIREMENTS

Appliance must be installed level. Do not install the appliance near, above or below a source of heat or near flammable surfaces

### LOADING CAPACITY

Shelf distance	40mm
GN 2/3 shelves (40mm deep)	6

### ELECTRICAL SUPPLY

1N~230-240V ~ 50/60Hz (1P+N+E) or 3N~400-415V ~50/60Hz (3P+N+E)  
 Connected load 5.7 kW  
 Rated current 11.8 A  
 Fit main switch (all-pin-circuit-breaker) on site, in close proximity to the appliance. Connection for potential compensation.

### WATER CONNECTION

**Water supply**  
 Water drawer  
 Capacity to hold 5.5L

### WATER QUALITY

**Drinking water**  
 Overall hardness 70-125 ppl  
**Properties**  
 pH 6.5 - 8.5  
 Cl<sup>-</sup> (chloride) max. 60 mg/l  
 Cl<sub>2</sub> (free chlorine) max. 0.2 mg/l  
 SO<sub>4</sub><sup>2-</sup> (sulphate) max. 150 mg/l  
 Fe (iron) max. 0.1 mg/l  
 Electrical conductivity min 20 µS/cm  
 Waste water drawer  
 Maximum capacity 4.5L

### EMISSIONS

**Heat output**  
 Latent heat 1000 KJ/h  
 Sensible heat 1100 KJ/h

**Noise during operation** max. 70 dBA  
 Spray guard 1P×4



Australia  
[moffat.com.au](http://moffat.com.au)

New Zealand  
[moffat.co.nz](http://moffat.co.nz)

Australia  
**Moffat Pty Limited**

Victoria/Tasmania  
 740 Springvale Road  
 Mulgrave, Victoria 3170  
 Ph 03-9518 3888  
 Fax 03-9518 3833  
[vsales@moffat.com.au](mailto:vsales@moffat.com.au)  
[www.moffat.com.au](http://www.moffat.com.au)

New South Wales  
 Ph 02-8833 4111  
[nswsales@moffat.com.au](mailto:nswsales@moffat.com.au)

South Australia  
 Ph 03-9518 3888  
[vsales@moffat.com.au](mailto:vsales@moffat.com.au)

Queensland  
 Ph 07-3630 8600  
[qldsales@moffat.com.au](mailto:qldsales@moffat.com.au)

Western Australia  
 Ph 08-9413 2400  
[wsales@moffat.com.au](mailto:wsales@moffat.com.au)

New Zealand  
**Moffat Limited**

Christchurch  
 45 Illinois Drive  
 Izone Business Hub  
 Rolleston 7675  
 New Zealand  
 Telephone +64 3-983 6600  
 Facsimile +64 3-983 6660  
[sales@moffat.co.nz](mailto:sales@moffat.co.nz)

Auckland  
 Ph +64 9-574 3150  
[sales@moffat.co.nz](mailto:sales@moffat.co.nz)

In line with policy to continually develop and improve its products, Moffat Limited reserves the right to change specifications and design without notice.

© Copyright Moffat Ltd  
 AN.CON.S.1.22

