

Self-Contained Ice Cube Maker

SKOPE ID: Half Dice - SPIKA NG50 A HD R290 & Full Dice - SPIKA NG50 A FD R290

Dimensions: 535mm (W) x 595mm (D) x 789mm (H) | 894 - 944mm (H w/ adjustable legs)

Ice Production: 45kg per 24h (Air temperature 21°C, Water temperature 15°C)

Storage Capacity: 20kg



Description

Self-contained ice maker producing crystal-clear ice cubes in both half and full dice, production 45kg/24 hours with reduced water usage and electricity. Virtually zero impact on the environment with R290 natural refrigerant. The ice maker is designed to complement commercial bars, restaurants, pubs and night clubs with quick production of ice that cools the drink in seconds. New electronic control enhances the performance and adapts to extreme climates, rated to 43 degrees Celsius. New Smart Front Ventilation System (SVFS) allows the self-contained units to be built in, new units also have an easy-to-access automatic cleaning switch at the front of the unit which disconnects the cooling cycle while circulating water and chemicals to clean the unit. The never-stop motor pump from ITV is designed without seals to prevent deterioration in hard water regions, and the units have a built-in lined storage bin which holds up to 20kg of ice. Self-contained units come with standard adjustable legs, and optional lockable castors 62mm high or 10mm levelling feet are available at an additional cost. Filter systems need to be installed with the ice machine to protect the 2-year parts and Labour warranty. Best suited to: Restaurants / Cafes, Clubs / Pubs / Bars, Hospitality / Venues, Accommodation.

Supplied Accessories



Water Inlet
Hose



Drain Hose



Water Inlet Filter
Gasket



Medium
Scoop



Adjustable Height
Legs



Backflow Prevention
Device



Warranty



Natural Refrigerant




Watermark

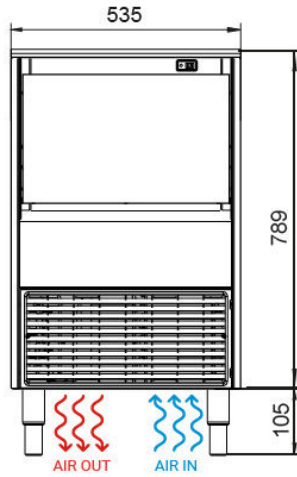
A Watermark approved* water filter, suitable for the water type at the place of installation must be used. SKOPE can provide a water filter that protects the Ice Maker, and ensures proper function and high quality ice production. Service or repair due to absence of a suitable water filter will not be covered by SKOPE warranty. Contact SKOPE for more information.

*Watermark approval is only applicable to Australian installations. Elsewhere, a suitable water filter must be used

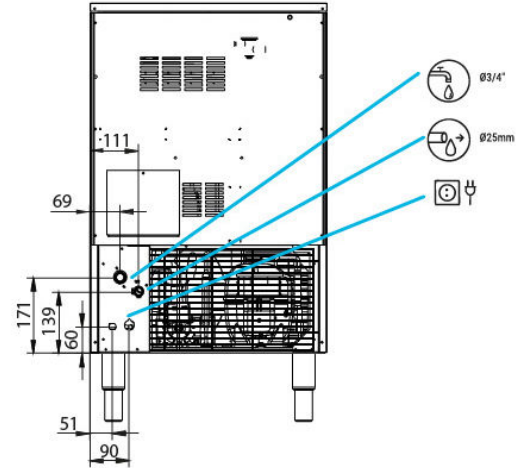
SIDE VIEW



FRONTAL VIEW



REAR VIEW



Cabinet

Type	SPIKA
Finish	AISI 304 Stainless Steel
Modular/Self Contained	Self Contained

Dimensions

	External	Packed
Height (mm)	789 (894-944 w adjustable legs)	910
Width (mm)	535	610
Depth (mm)	595	655
Footprint (m ³)	0.36	

Weight

	Machine	Packed
Gross (kg)	48	56

Performance & Operating Conditions

Max. Operating Temp.	43	
Air Temperature	10°C - 43°C	
Water Temperature	5°C - 38°C	
Recommended Water Pressure	1 bar / 6 bar	
	Full Dice	Half Dice
Litres of Water p/h	3.3	3
100kg Kwh	10.5	10.9
Plug Set Size	10 Amps	10 Amps
Heat Rejection (W)	465	465

Type

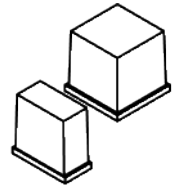
System Type	Vertical Evaporator System
Refrigerant	R290 Natural Refrigerant

Ice Specifications

	Full Dice	Half Dice
Dimensions (mm)	26 x 23 x 26mm	23 x 11 x 26mm
Ice cubes per cycle	75	150
Ice cube storage capacity (kg)	20	20

Ice Production per 24 hour cycle (kg)

		Water temperature			
		10°C	15°C	21°C	30°C
Air temperature	10°C	52	49	46	42
	21°C	48	45	42	38
	32°C	40	37	35	31
	43°C	32	28	23	20



Optional Accessories

Water Filter	Water Filter Kit for Self-Contained (Part No. SXX11695)
Water Filter	Replacement Cartridge (Part No. SXX11696)
Drain Pump	Drain Pump PRO SA92 (Part No. SXX11725-P)
Castor Set	Set of 4 castors (Part No. ITV-31703)
Levelling Feet	Set of 4 10mm Levelling Feet (Part No. ITV-33007)



SPIKA NG50 A R290
on the SKOPE website