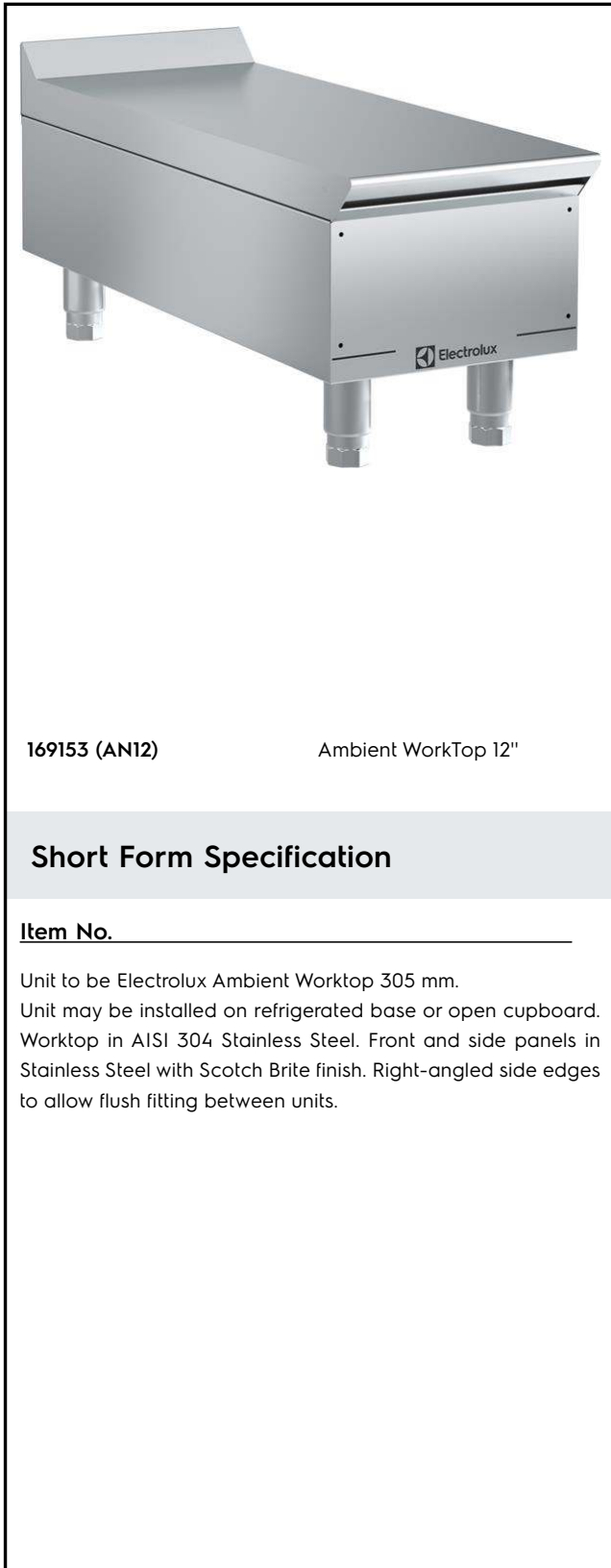


EMPower Ambient Worktop 12"

| | |
|----------------|-------|
| ITEM # | _____ |
| MODEL # | _____ |
| NAME # | _____ |
| SIS # | _____ |
| AIA # | _____ |



169153 (AN12)

Ambient WorkTop 12"

Short Form Specification

Item No. _____

Unit to be Electrolux Ambient Worktop 305 mm.
 Unit may be installed on refrigerated base or open cupboard.
 Worktop in AISI 304 Stainless Steel. Front and side panels in
 Stainless Steel with Scotch Brite finish. Right-angled side edges
 to allow flush fitting between units.

Main Features

- Unit may be installed on refrigerated base or open cupboard.
- Front and side panels in Stainless Steel with Scotch Brite finish.
- Right-angled side edges to allow flush fitting joints between units, eliminating gaps and possible dirt traps.
- Provided with kit for side-by-side connection between units for minimizing gaps and possible dirt traps.
- Unit may be installed on refrigerated base by inserting the special pins (optional accessory).
- Unit may be installed on open cupboard by inserting the screws provided as standard with the open cupboards.
- Unit is 305 mm (12") wide to provide a larger working surface.

Construction

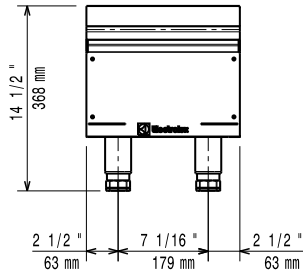
- Worktop in 304 AISI stainless steel.
- 4 screws to install on the cupboard base are supplied with the unit.

Optional Accessories

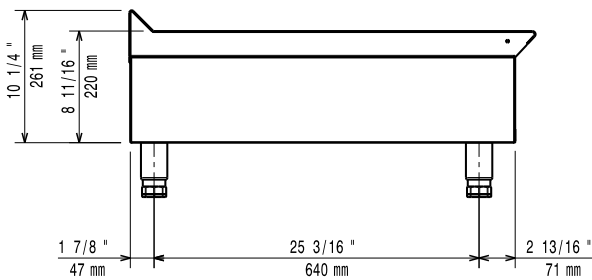
- | | |
|---|--|
| • 4 pins to fix Top to refrigerated/ Open Base | PNC 169048 <input type="checkbox"/> |
| • Backshelf to wall installation 12 " Units | PNC 169096 <input type="checkbox"/> |
| • Portioning shelf 12" | PNC 169173 <input type="checkbox"/> |

APPROVAL: _____

Front

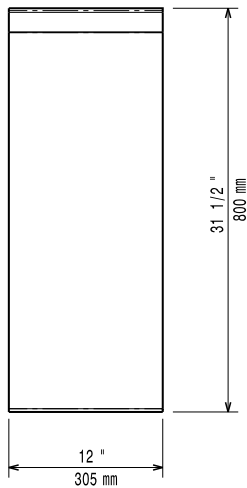


Side



EQ = Equipotential screw

Top


Key Information:

| | |
|-------------------------------------|---|
| External dimensions, Width: | |
| 169153 (AN12) | 12 1/64" (305 mm) |
| External dimensions, Depth: | 31 1/2" (800 mm) |
| External dimensions, Height: | 14 1/2" (368 mm) |
| Net weight: | 26 lbs (12 kg) |
| Shipping width: | 14 9/16" (370 mm) |
| Shipping depth: | 36 1/32" (915 mm) |
| Shipping height: | 25" (635 mm) |
| Shipping weight: | 31 lbs (14 kg) |
| Shipping volume: | 7.59 ft ³ (0.21 m ³) |