

Conveyor Toaster

W.CVT.D.10 / W.CVT.D.15

Product Information:

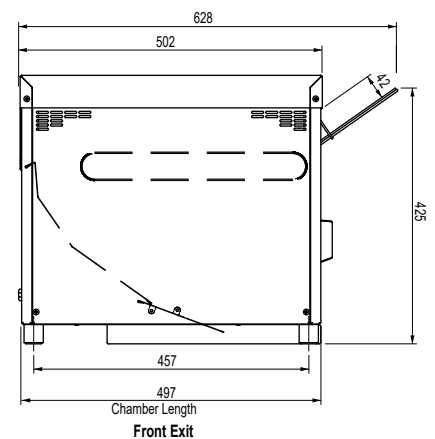
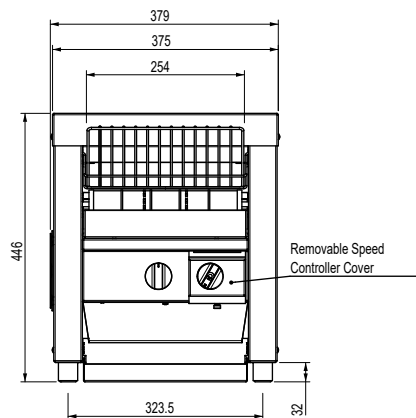
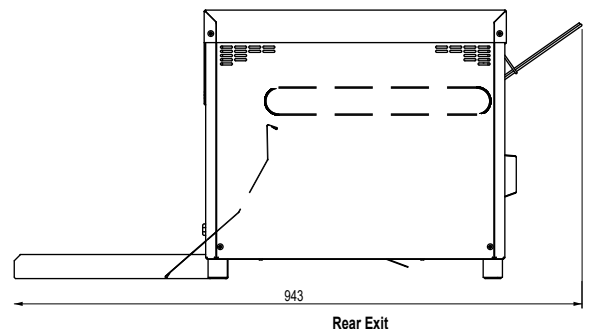
- Long life metal elements for continuous use
- Ability to operate as either a front or rear exiting unit
- Variable speed belt control
- Tamper proof cover for speed controller
- 254mm belt width
- Chamber clearance of 40mm
- Available in 10/15 Amp models
- Capacity of up to 300 slices of toast/hour on 10 amp unit*
- Capacity of up to 500 slices of toast/hour on 15 amp unit*
- Complete stainless steel construction



Specifications:

Model W.CVT.D.10
Height 446mm
Width 379mm
Depth 628mm
Belt Width 254mm
Power 2.1kW
 10A plug & lead fitted

Model W.CVT.D.15
Height 446mm
Width 379mm
Depth 628mm
Belt Width 254mm
Power 3.3kW
 15A plug & lead fitted



*results may differ due to bread types
 Due to continuous product research and development,
 the information contained herein is subject to change without notice.

Revision: D - 25/05/2022 - 01

www.stoddart.com.au
www.stoddart.co.nz