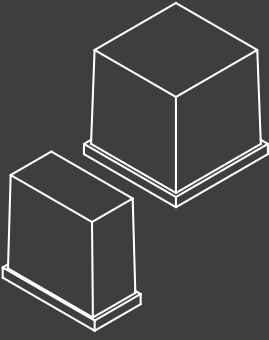


SPIKA



MS220

Modular Ice Cube Maker

Half Dice MS220 A HD
Full Dice MS220 A FD

SKOPE®

ITV | ICE makers



Features



- 220kg ice cube production in 24 hours
- Produces full dice or half dice ice cubes
- Perfectly separated and consistent in size
- Easy access external operational switches
- Strong solid AISI 304 stainless steel box-type frame
- Easy servicing without disassembling the whole machine
- Side and rear ventilation system allows machine to be built-in (ventilation clearances required)
- Cleaning switch allows circulation of water with descaling product (calklin or similar)
- Tropical T Class compressors suitable for use in environments up to 43°C ambient
- ITV designed motor pump, no seals to avoid deterioration
- Designed to allow easy disassembly and servicing for minimal disruption
- 2 year warranty
- **Installation must be carried out by a qualified plumber or refrigeration mechanic**

Supplied Accessories



Water Inlet
Hose



Drain Hose



Gasket
Washers

Backflow prevention
device

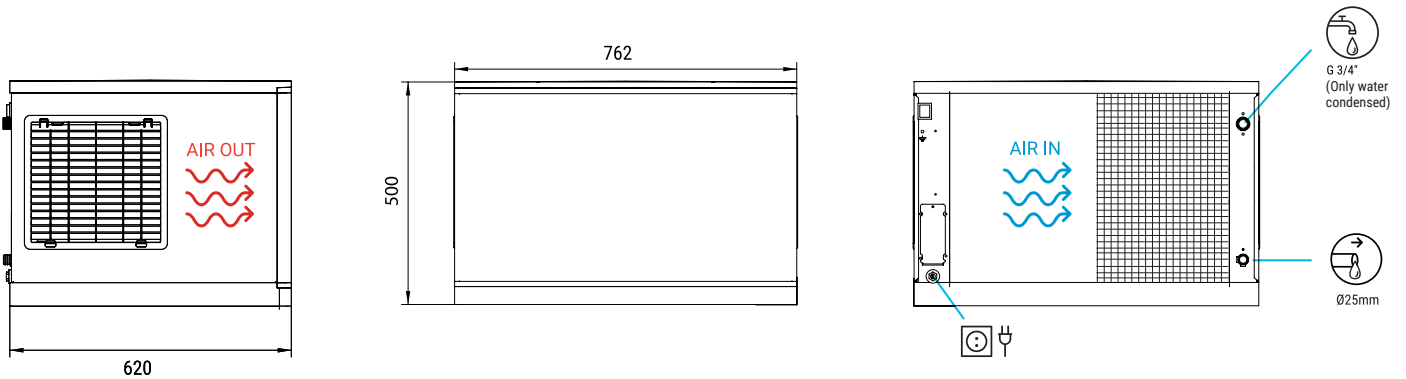
Water Filter



A Watermark approved* water filter, suitable for the water type at the place of installation must be used. SKOPE can provide a water filter that protects the Ice Maker, and ensures proper function and high quality ice production. Service or repair due to absence of a suitable water filter will not be covered by SKOPE warranty. Contact SKOPE for more information.

*Watermark approval is only applicable to Australian installations. Elsewhere, a suitable water filter must be used

Machine Specifications




Machine dimensions	762 x 620 x 500mm
Packed dimensions	836 x 635 x 625mm
Machine weight	85kg
Packed weight	93kg
Floor area	0.38m ²

Ventilation recommendations

- 100mm behind the cabinet
- 100mm above the cabinet

(W)	(Btu/h)	(W) 43°C	(n.) (mm ²)	FUSE	(Kwh)	(l/h)	(W) (Btu/h)
	550 1,875	1,220	3 2.5	15	9.9	FULL 12 HALF 12	2,256 7,700

Ice Specifications



Ice dimensions	FULL 26 x 23 x 26mm
	HALF 23 x 11 x 26mm
Ice cube volume	FULL 13cc
	HALF 6.5cc
Ice cubes per cycle	FULL 200
	HALF 400
Ice cube storage capacity	-

Ice production per 24 hour cycle (kg)

		Water temperature			
		10°C	15°C	21°C	30°C
Air temperature	10°C	241	230	216	210
	21°C	230	220	203	199
	32°C	184	165	153	149
	43°C	160	133	125	121



Electrical Safety & EMC
Regulatory Compliance Mark



2 Year Warranty Protection
Parts & Labour

SKOPE INDUSTRIES LIMITED

Australian Freephone: 1800 121 535
New Zealand Freephone: 0800 947 5673
Email: skope@skope.com
Website: www.skope.com