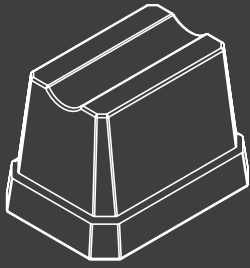


ALFA



NG60 A R290

Self-Contained Ice Cube Maker

SKOPE®

ITV | ICE makers



Features



- 63kg ice cube production in 24 hours
 - Produces pure and clear, solid ice cubes
 - Perfectly separated and consistent in size
 - 23kg ice storage capacity
 - Easy access external operational switches
 - Strong solid AISI 304 stainless steel box-type frame
 - Easy servicing without disassembling the whole machine
 - Patented robust folding door with noise reduction system
 - Flexible nozzle spray system to reduce build up of limescale
 - Front and rear ventilation system allows machine to be built-in (ventilation clearances required)
 - Cleaning switch allows circulation of water with descaling product (calkin or similar)
 - Tropical T Class compressors suitable for use in environments up to 43°C ambient
 - ITV designed motor pump, no seals to avoid deterioration
 - R290 Natural Refrigerant with very low global warming impact which also reduces energy consumption
 - 2 year warranty
- Installation must be carried out by a qualified plumber or refrigeration mechanic**



R290 Natural Refrigerant

Supplied Accessories



Water Inlet
Hose



Drain Hose



Gasket
Washers



Medium
Scoop



Adjustable
height legs

Backflow prevention
device

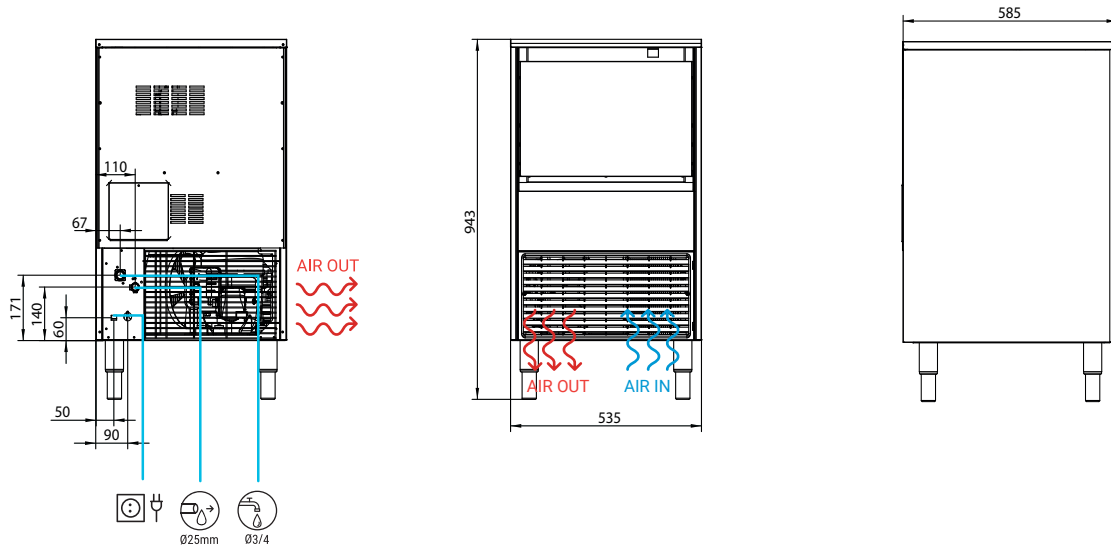
Water Filter



A Watermark approved* water filter, suitable for the water type at the place of installation must be used. SKOPE can provide a water filter that protects the Ice Maker, and ensures proper function and high quality ice production. Service or repair due to absence of a suitable water filter will not be covered by SKOPE warranty. Contact SKOPE for more information.

*Watermark approval is only applicable to Australian installations. Elsewhere, a suitable water filter must be used.

Machine Specifications



Machine dimensions 535 x 595 x 789mm/894-944 with legs

Packed dimensions 610 x 650 x 920mm

Machine weight 56kg










Packed weight 61kg

Floor area 0.41m²

Ventilation recommendations

- 100mm behind the cabinet
- 100mm above the cabinet

Optional castor height 62mm

								
+c° -c°	(W)	(Btu/h)	(W) 43°C	(n.) (mm ²)	FUSE	(Kwh)	(l/h)	(W) (Btu/h)
	1,386	4,729	510	3 1.5	10	22.1	7.8	1,025 3,497

Ice Specifications



Ice dimensions 39 x 27 x 30mm

Ice cube volume 14/19cc

Ice cubes per cycle 45

Ice cube storage capacity 23kg

Ice production per 24 hour cycle (kg)

		Water temperature			
		10°C	15°C	21°C	30°C
Air temperature	10°C	61	64	62	55
	21°C	61	63	58	53
	32°C	56	53	52	50
	43°C	45	43	39	33



Electrical Safety & EMC
Regulatory Compliance Mark



2 Year Warranty Protection
Parts & Labour

SKOPE INDUSTRIES LIMITED

Australian Freephone: 1800 121 535
New Zealand Freephone: 0800 947 5673
Email: skope@skope.com
Website: www.skope.com