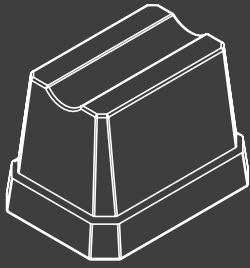


ALFA



NDP20 A R290

Self-Contained Ice Cube Maker

SKOPE®

ITV | ICE makers



Features



- 23kg ice cube production in 24 hours
- Produces pure and clear solid ice cubes
- Perfectly separated and consistent in size
- 6kg ice storage capacity
- Easy access external operational switches
- Strong solid AISI 304 stainless steel box-type frame
- Easy servicing without disassembling the whole machine
- Patented robust folding door with noise reduction system
- Patented flexible nozzle spray system to reduce build up of limescale
- Front and rear ventilation system allows machine to be built-in (ventilation clearances required)
- Cleaning switch allows circulation of water with descaling product (calklin or similar)
- Tropical T Class compressors suitable for use in environments up to 43°C ambient
- ITV designed motor pump, no seals to avoid deterioration
- R290 Natural Refrigerant with very low global warming impact which also reduces energy consumption
- 2 year warranty
- **Installation must be carried out by a qualified plumber or refrigeration mechanic**



R290 Natural Refrigerant

Supplied Accessories



Water Inlet
Hose



Drain Hose



Gasket
Washers



Medium
Scoop

Backflow prevention
device

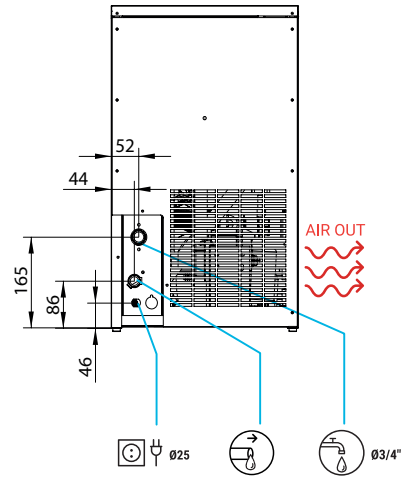
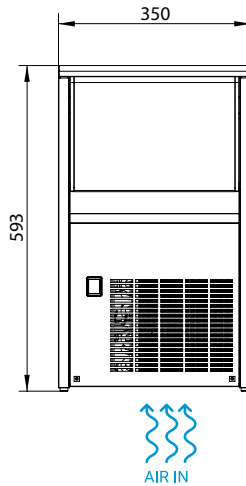

Water Filter



A Watermark approved* water filter, suitable for the water type at the place of installation must be used. SKOPE can provide a water filter that protects the Ice Maker, and ensures proper function and high quality ice production. Service or repair due to absence of a suitable water filter will not be covered by SKOPE warranty. Contact SKOPE for more information.

*Watermark approval is only applicable to Australian installations. Elsewhere, a suitable water filter must be used.

Machine Specifications



Machine dimensions	350 x 475 x 593mm
Packed dimensions	440 x 550 x 715mm
Machine weight	32kg
Packed weight	36kg
Floor area	0.17m ²

Ventilation recommendations

- 100mm behind the cabinet
- 100mm above the cabinet

Optional castor height 62mm

(W)	(Btu/h)	(W) 43°C	(n.) (mm ²)	FUSE	(Kwh)	(l/h)	(W) (Btu/h)			
	862	2,941	260	3	1.5	10	28.2	3.4	538	1,836

Ice Specifications



Ice dimensions	36 x 26 x 23mm
Ice cube volume	14/17cc
Ice cubes per cycle	18
Ice cube storage capacity	6kg

Ice production per 24 hour cycle (kg)

		Water temperature			
		10°C	15°C	21°C	30°C
Air temperature	10°C	25	24	23	21
	21°C	24	23	22	21
	32°C	22	21	20	19
	43°C	17	16	15	14



Electrical Safety & EMC
Regulatory Compliance Mark



2 Year Warranty Protection
Parts & Labour

SKOPE INDUSTRIES LIMITED

Australian Freephone: 1800 121 535
New Zealand Freephone: 0800 947 5673
Email: skope@skope.com
Website: www.skope.com