



Electrolux

Modular Cooking Range Line 700XP Electric Induction Wok HP

ITEM # _____

MODEL # _____

NAME # _____

SIS # _____

AIA # _____



Modular Cooking Range Line
700XP Electric Induction Wok HP

371177 (E71NEDW00P)

Electric induction top HP-
230V

Short Form Specification

Item No. _____

Unit to be Electrolux 700XP Electric Induction Wok HP. Electric characteristics to be ___ 230 V three phase. Unit to have 6 mm thick glass ceramic cooking surface with a power of 3.5 kW. Exterior panels in Stainless steel with Scotch Brite finish. One piece pressed work top in 1.5 mm thick Stainless steel. Unit has right-angled side edges to allow flush-fitting junction between units.

APPROVAL: _____

Main Features

- 6mm glass-ceramic cooking surface with a total power of 5 kW.
- Indicating lamp for operating zone located on control console.
- Induction plate endowed with overheating safety device.
- Power to the zone can be set with progressive output i.e. fine regulation at the lower levels and larger progress at the upper levels.
- Low heat dissipation to the kitchen.
- The smooth, glass ceramic plate is not directly heated, so there is no burning on cooking surface.
- Automatic pan detection to transfer power only when pan is present.
- IPX 4 water protection.

Construction

- All exterior panels in Stainless Steel with Scotch Brite finishing.
- One piece pressed 1.5 mm work top in Stainless steel.
- Model has right-angled side edges to allow flush fitting joints between units, eliminating gaps and possible dirt traps.

Optional Accessories

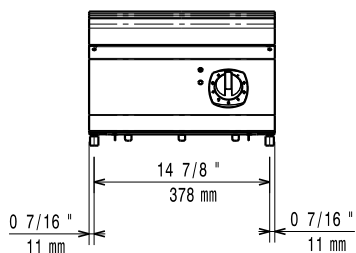
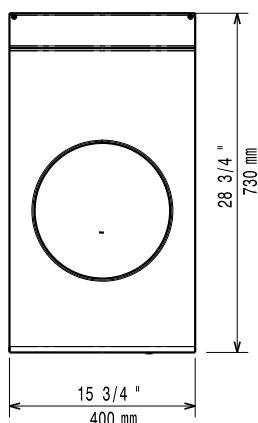
- Kit 4 wheels - 2 swivelling with brake PNC 206135 - it is mandatory to install base support and wheels ☐
- Support for bridge type installation, 800mm PNC 206137 ☐
- Support for bridge type installation, 1000mm PNC 206138 ☐
- Support for bridge type installation, 1200mm PNC 206139 ☐
- Support for bridge type installation, 1400mm PNC 206140 ☐
- Support for bridge type installation, 1600mm PNC 206141 ☐
- Support for bridge type installation, 400mm PNC 206154 ☐
- Water column with swivel arm (water column extension not included) PNC 206289 ☐
- Water column extension for 700 line PNC 206291 ☐
- Chimney upstand, 400mm PNC 206303 ☐
- Right and left side handrails PNC 206307 ☐
- Base support for feet or wheels - 400mm (700/900) PNC 206366 ☐
- Rear paneling - 600mm (700/900XP) PNC 206373 ☐
- Rear paneling - 800mm (700/900) PNC 206374 ☐



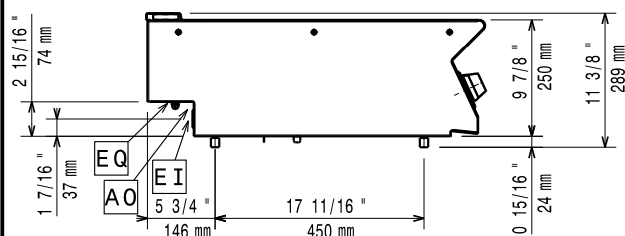
Electrolux

Modular Cooking Range Line
700XP Electric Induction Wok HP

- Rear paneling - 1000mm (700/900) PNC 206375
□
- Rear paneling - 1200mm (700/900) PNC 206376
□
- Frontal handrail, 400mm PNC 216046
□
- Frontal handrail, 800mm PNC 216047
□
- Frontal handrail, 1200mm PNC 216049
□
- Frontal handrail, 1600mm PNC 216050
□
- Large handrail - portioning shelf, 400mm PNC 216185 □
- Large handrail - portioning shelf, 800mm PNC 216186 □
- 2 side covering panels for top appliances PNC 216277 □
- Induction Wok pan with wooden handle (diam. 360mm) PNC 910613 □
- Induction Wok pan with stainless steel handle (diam. 360mm) PNC 911587 □
- Stainless steel lid for Wok pan diam. 360mm PNC 911588 □

Front

Top


EI = Electrical connection
EQ = Equipotential screw

Side

Electric

Supply voltage:

371177 (E7INEDW00P)

400 V/3 ph/50/60 Hz

Total Watts:

5 kW

Key Information:

Back Plates Power: 5 - kW

Back Plates dimensions: Ø 300

External dimensions, Height: 250 mm

External dimensions, Width: 400 mm

External dimensions, Depth: 730 mm

Net weight: 20 kg

Shipping weight: 25 kg

Shipping height: 540 mm

Shipping width: 460 mm

Shipping depth: 820 mm

Shipping volume: 0.2 m³

If appliance is set up or next to or against temperature sensitive furniture or similar, a safety gap of approximately 150 mm should be maintained or some form of heat insulation fitted.

Induction compatible pots & pans must be used.