

HTCF15



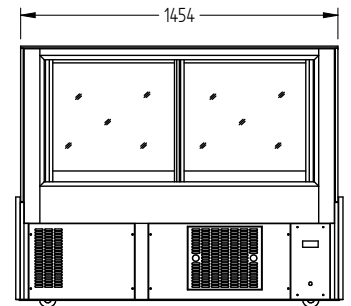
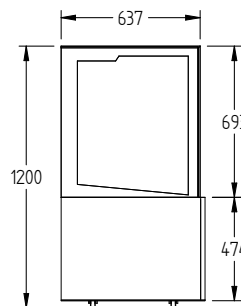
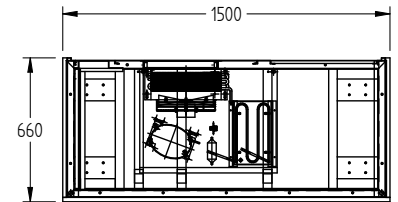
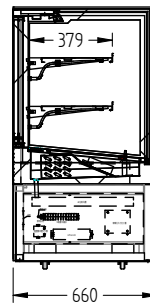
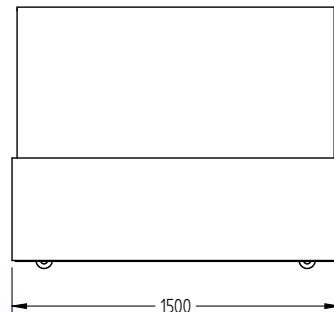
CATEGORY TOPAZ CAFÉ RANGE

RANGE **Topaz
Cake Display**

UNIT REFRIGERATOR

TYPE SELF CONTAINED

SHELVES 3



SPECIFICATIONS

TEMPERATURE (32°C / 65% HUMIDITY ENVIRONMENT)

2°C / 8°C

DIMENSIONS - W X D X H (ON CASTORS) MM

1500 W x 660 D x 1200 H

WEIGHT UNPACKED (KG)

300

DOOR TYPE

SL (Sliding Rear Doors)

GLASS PANELS (EXCLUDING REAR DOORS)

HEATED

FINISH

SS (Stainless Steel exterior)

SHELVES (INCLUDING BASE)

3

ELECTRICAL

POWER SUPPLY

10 amp

RUNNING AMPS

3.8

GAS TYPE

REFRIGERANT

R404a

*** For **OPTIONS** refer to the current Williams Price Guide

1800 338 148
williams-refrigeration.com.au